

The Learning Place
Year 1-2



Monday

Name _____


Date _____

Series
A

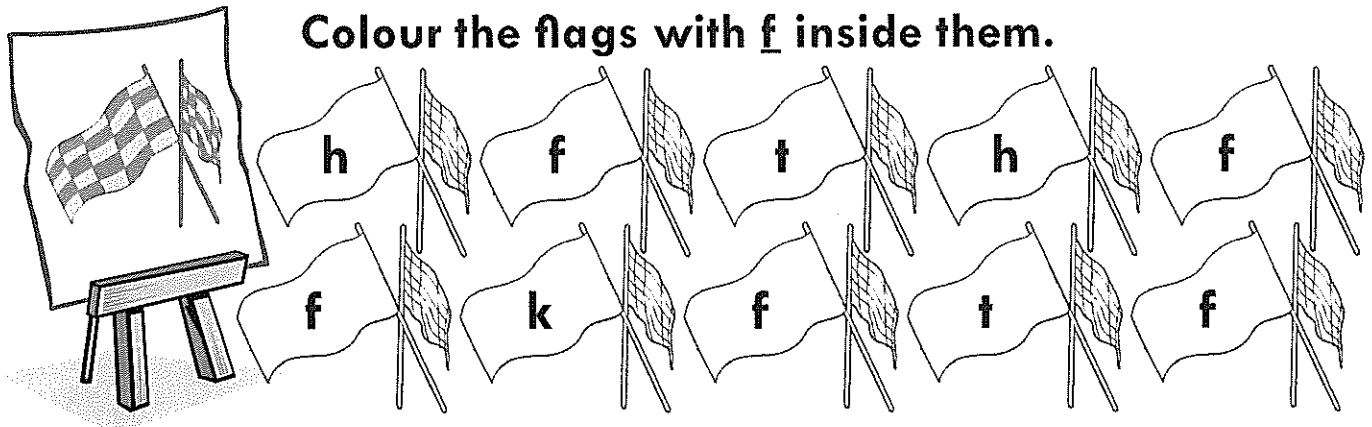
f

f f f f f f f f
F F F F F F F F
Ff Ff Ff Ff Ff

Circle or colour the pictures that begin with f.



Colour the flags with f inside them.



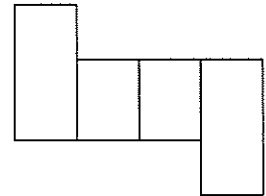


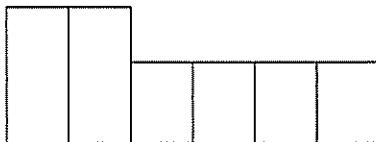

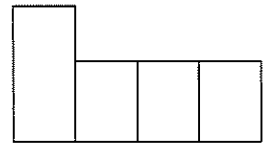

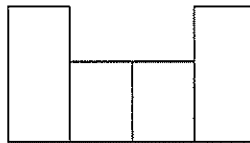

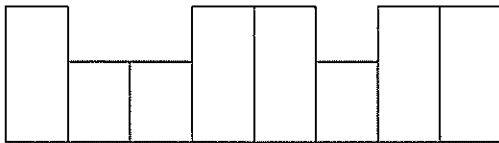
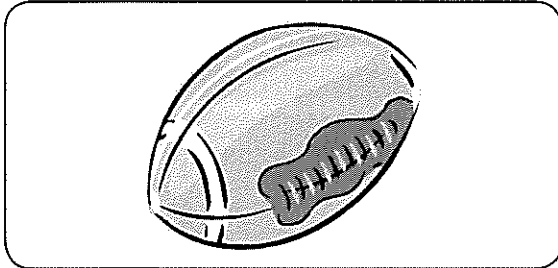
Name _____

Date _____

Series
A


f

frog fence flower fire fish football

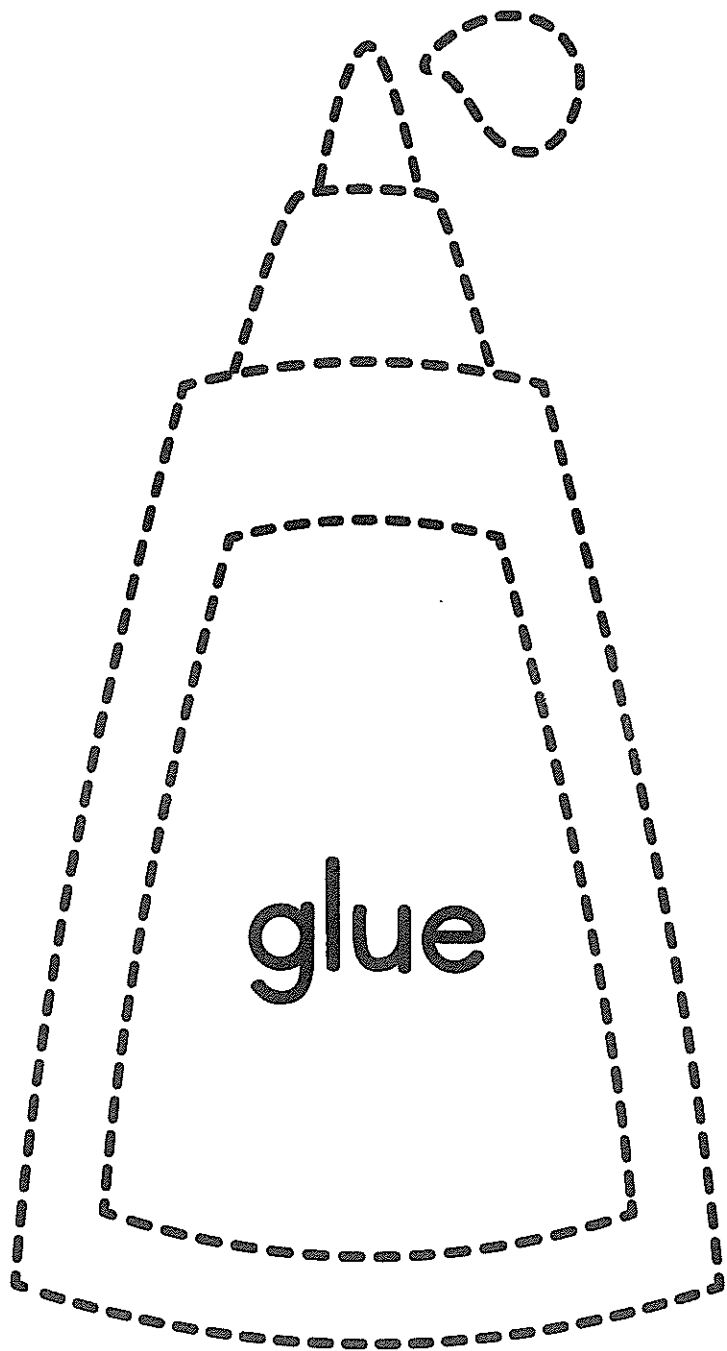


Draw five fat fish.








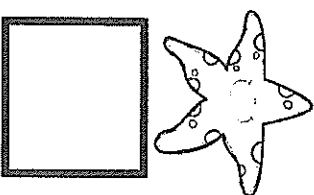
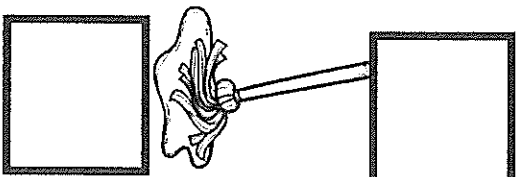
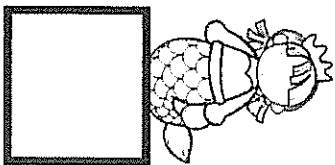
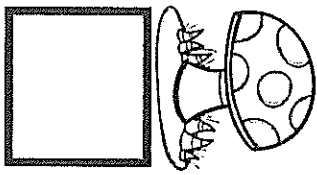


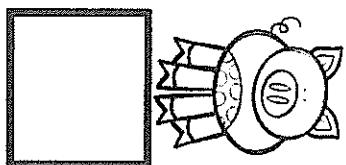
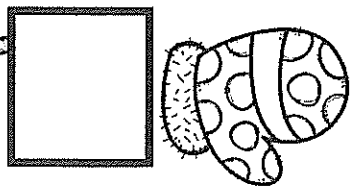

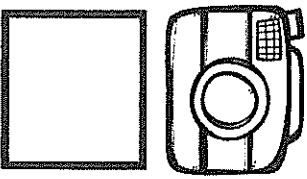
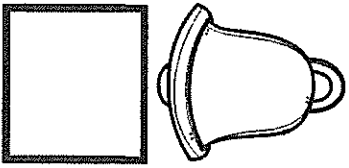

Write any more f words you know.



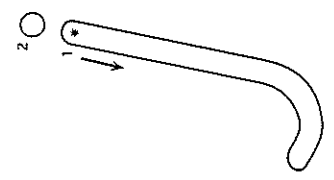
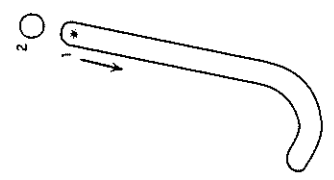
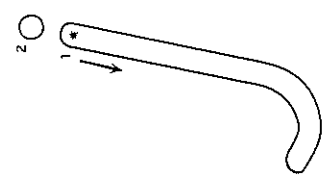
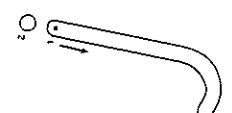
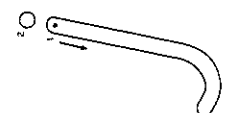
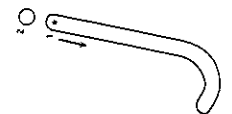

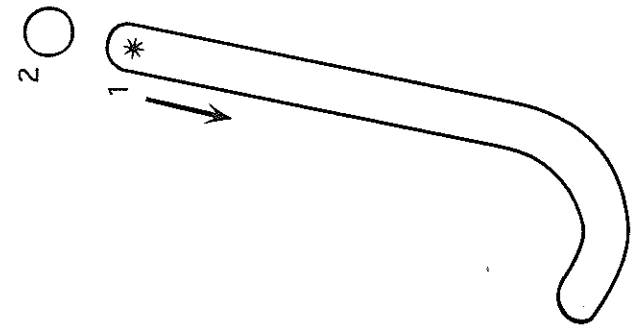
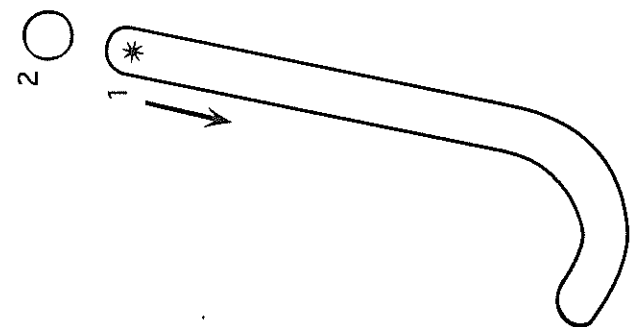
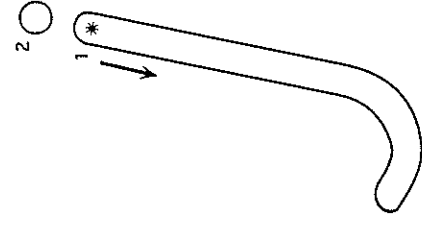
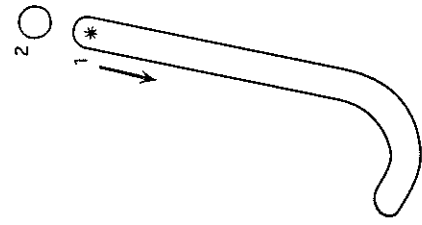
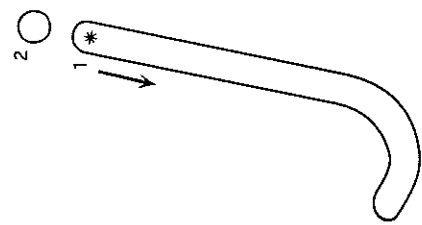
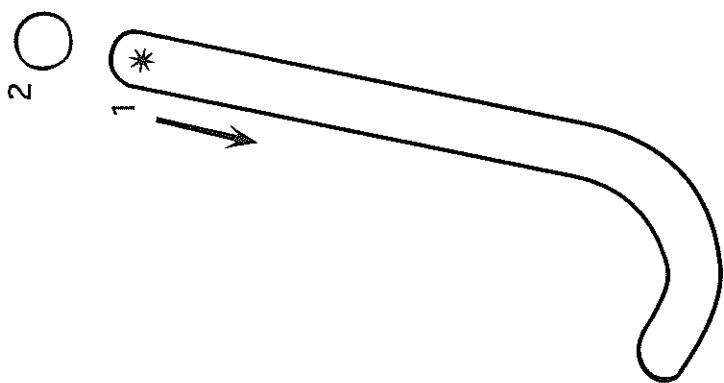
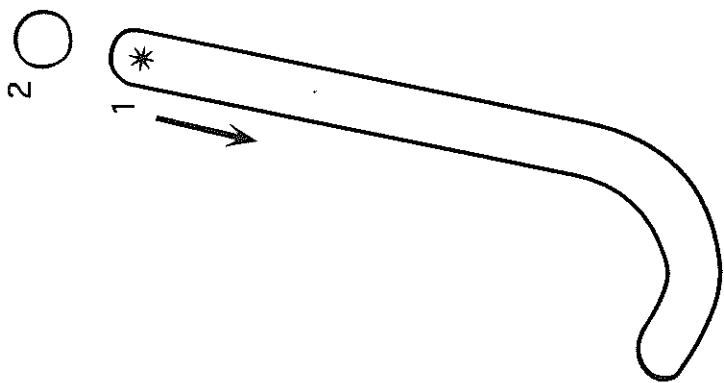
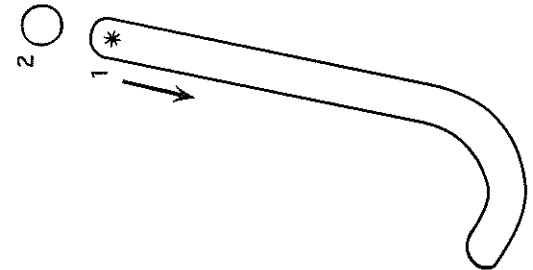
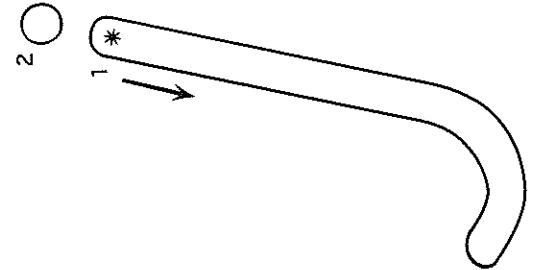
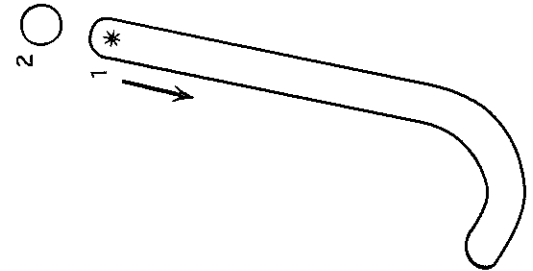
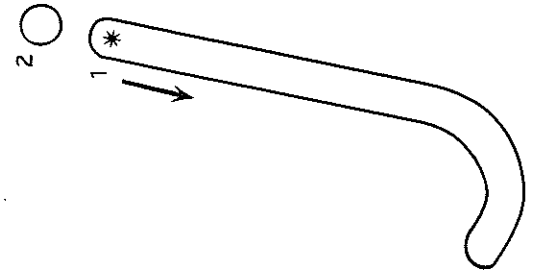
G g



Spy and Count...



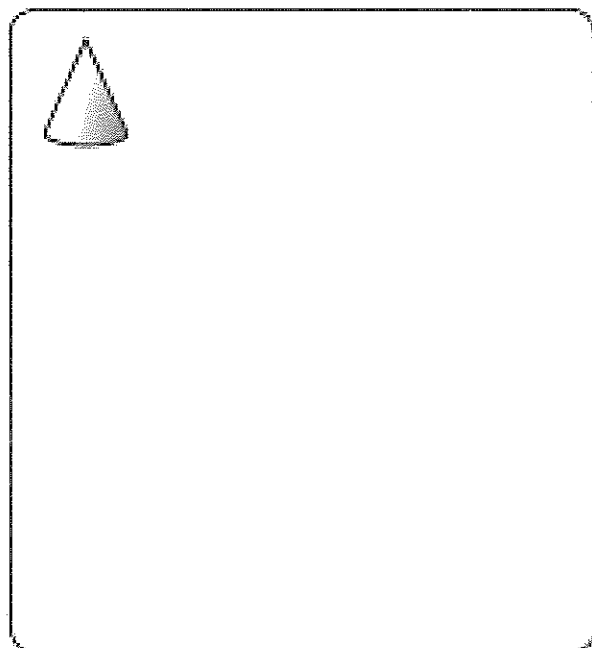



- | | | | | | | | | | |
|---|---|---|---|---|---|---|---|---|----|
| 1 | 2 | 3 | 4 | 5 | 6 | 7 | 8 | 9 | 10 |
|---|---|---|---|---|---|---|---|---|----|



You will need:  scissors  glue stick  a copy of page 19

What to do:



Cut out the pictures of the everyday objects on page 19. Sort and paste them into the right boxes below.




3D space – everyday objects






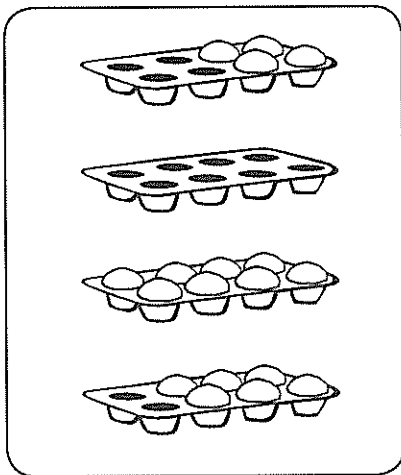
Numbers to ten – 0 (zero)

- 1   Say and trace.

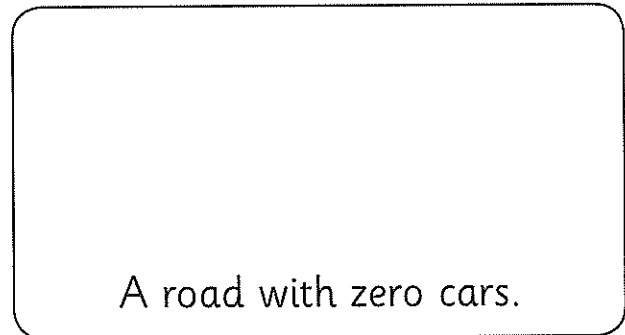
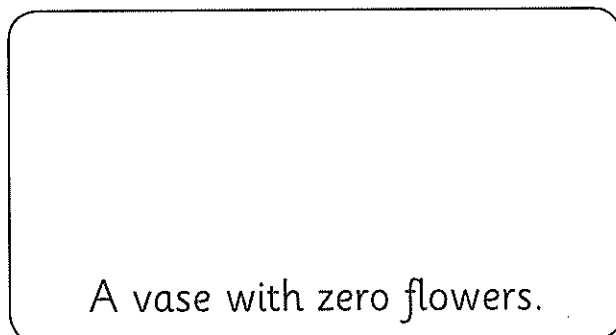


- 2  What are some words you know that also mean zero?
Write them or tell a partner.



- 3  Loop the container with nothing in it.



- 4  Draw these.







Numbers to ten – 1 (one)







1   Say and trace.





2  Draw these.





3   Find and draw.





Numbers to ten – 2 (two)






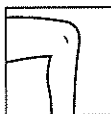

1   Say and trace.



2  What do we have 2 of on our bodies? Finish the picture.




3  I have


| | | | | | | |
|---|---|--------------------------|--|--------------------------|---|---|
|  |  | <input type="checkbox"/> |  | <input type="checkbox"/> |  | |
| <input type="checkbox"/> |  | <input type="checkbox"/> |  | but only | <input type="checkbox"/> |  |

Tuesday



Position – language

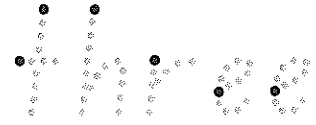
1  Ask your teacher to read these instructions to you. Watch out, the picture will be a bit crazy!


- Draw a pig in the middle of the box.
- Draw clouds underneath the pig.
- Draw a tree above the pig.
- Draw a snake next to the pig.
- Draw a hat on the snake.
- Draw a sun underneath the snake.
- Draw a mouse far away from the snake.



Numbers to ten – 3 (three)

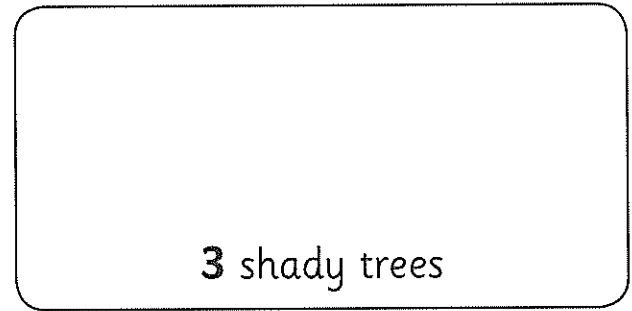
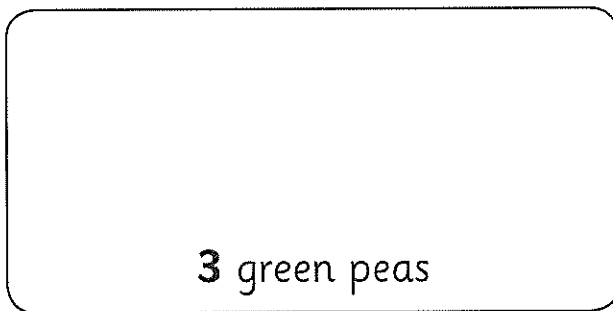
1   Say and trace.







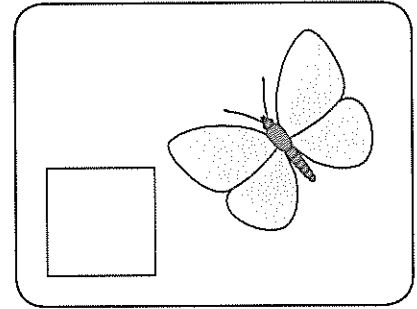
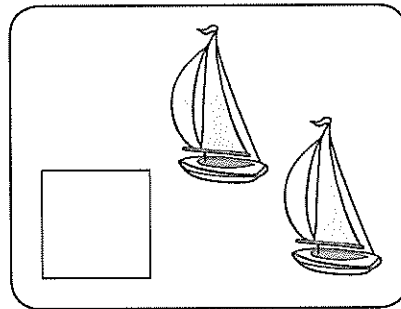

2  Loop the words that say *three*.

three tree thre three here



3  Draw these.




4  Count and write the number.




Numbers to ten – 4 (four)



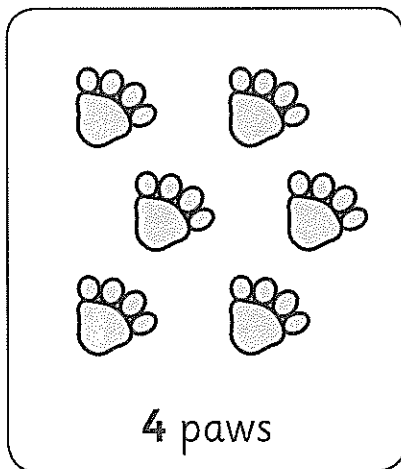
1   Say and trace.




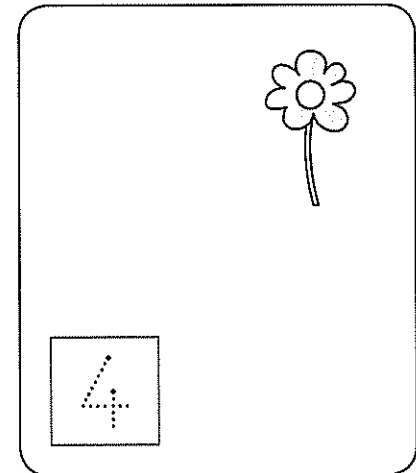
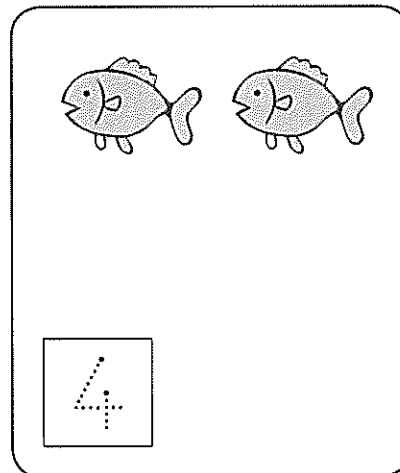
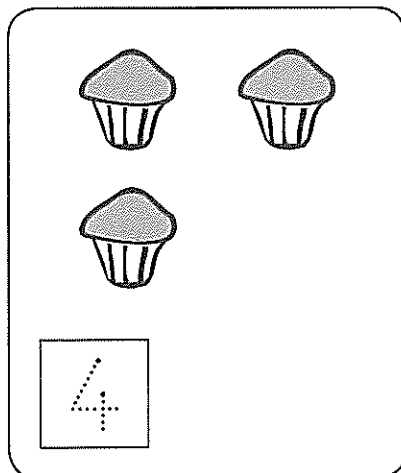
2  Loop the words that say *four*.

four *for* *four* *our* *four*

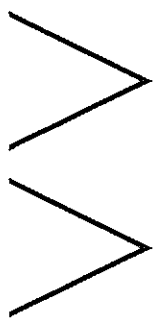
3  Loop these.




4  Draw more to make 4.



Using



draw some sharp teeth in the girls mouth.





I am a sentence builder!

I am learning to write a simple sentence.

Read my Sentence

I
Capital letter

am

a

boy

.
Full stop



Build my Sentence

Capital letter



Full stop

Write my Sentence






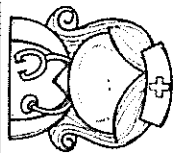
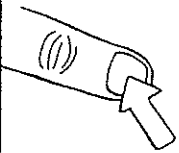
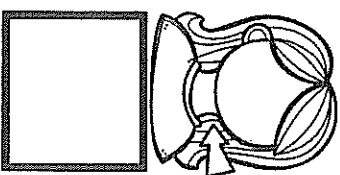
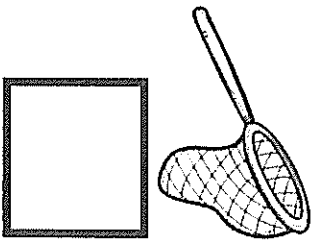
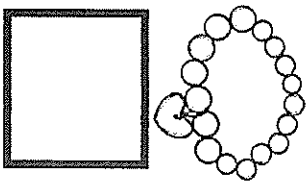

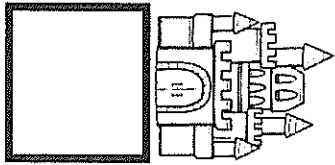

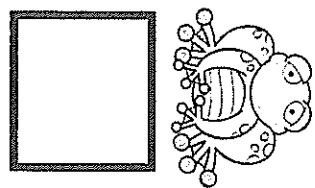
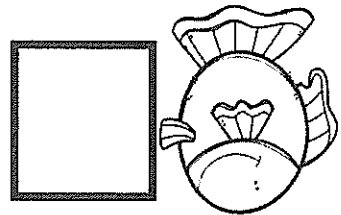

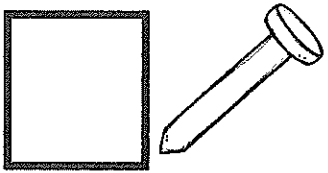
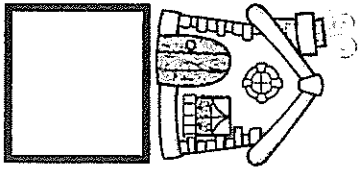



boy am . I

H h



Spy and Count...




- | | | | | | | | | | |
|---|---|---|---|---|---|---|---|---|----|
| 1 | 2 | 3 | 4 | 5 | 6 | 7 | 8 | 9 | 10 |
|---|---|---|---|---|---|---|---|---|----|

Wednesday

Using Q Q

draw the path the bee has flown.





I am a sentence builder!

I am learning to write a simple sentence.

Read my Sentence


I
Capital letter

am

a

cat

.
Full stop



Build my Sentence

Capital letter

Full stop

Write my Sentence



am

I


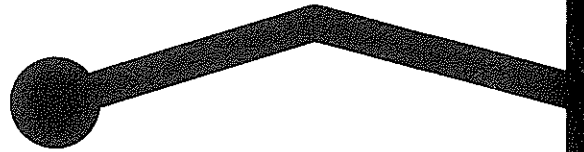


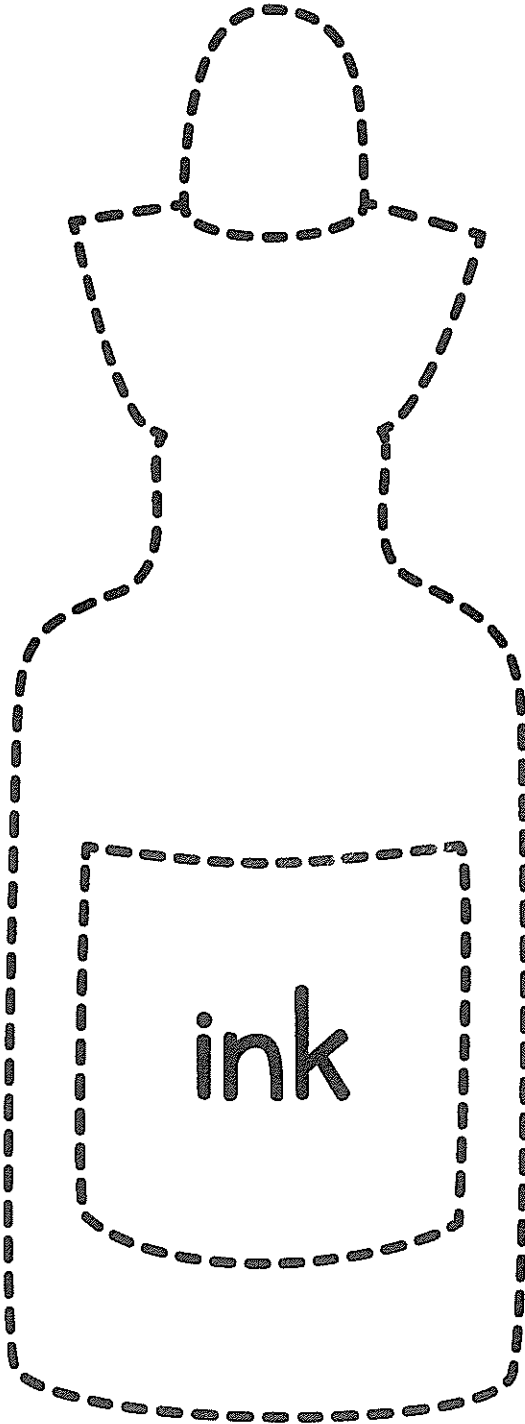
.

cat

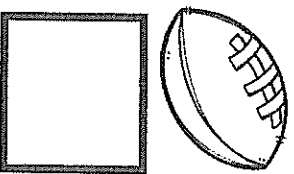
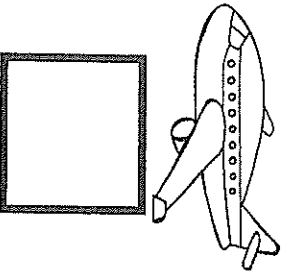




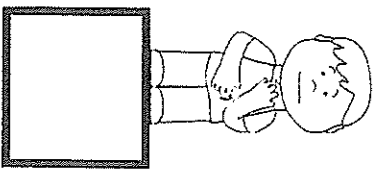
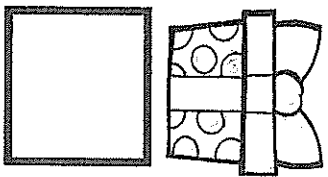



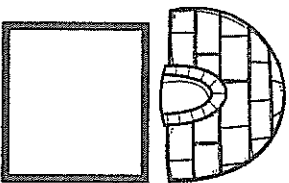

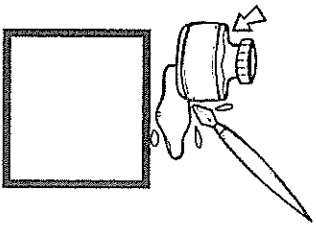



a

I

i





Spy and Count...



- | | | | | | | | | | |
|---|---|---|---|---|---|---|---|---|----|
| 1 | 2 | 3 | 4 | 5 | 6 | 7 | 8 | 9 | 10 |
|---|---|---|---|---|---|---|---|---|----|

Numbers to ten – 5 (five)

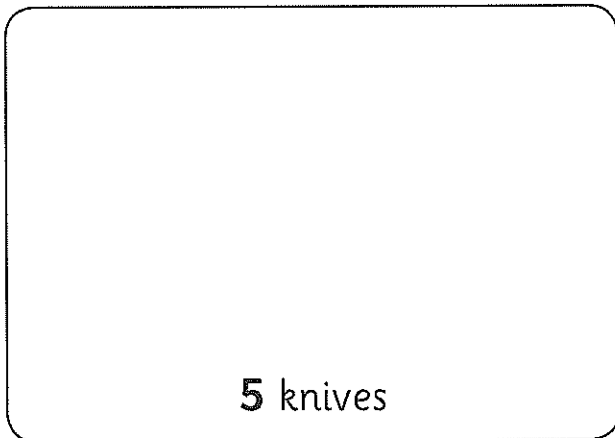
1   Say and trace.




2  Fill in the missing letters.

f__ve __ive fi__e fiv__


3  Draw these.

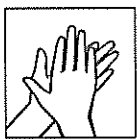


5 knives

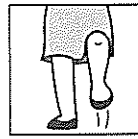


5 bees around a hive

4  Tick the activities once you have done them.



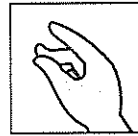
5 times



5 times



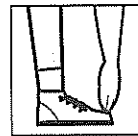
5 times



5 times





5 times





5 times

Numbers to ten – one to five


1   Say and trace.




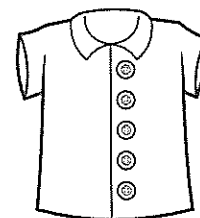
2  Count and loop the matching number.



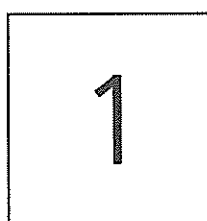
| | | | | |
|---|---|---|---|---|
| 1 | 2 | 3 | 4 | 5 |
|---|---|---|---|---|




| | | | | |
|---|---|---|---|---|
| 1 | 2 | 3 | 4 | 5 |
|---|---|---|---|---|



| | | | | |
|---|---|---|---|---|
| 1 | 2 | 3 | 4 | 5 |
|---|---|---|---|---|




| | | | | |
|---|---|---|---|---|
| 1 | 2 | 3 | 4 | 5 |
|---|---|---|---|---|




| | | | | |
|---|---|---|---|---|
| 1 | 2 | 3 | 4 | 5 |
|---|---|---|---|---|




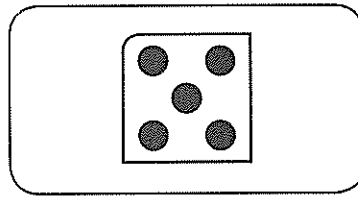

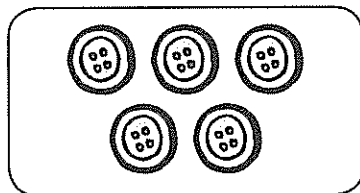

Numbers to ten – one to five

1  Which numbers are missing? Write them.

| | |
|---|---|
| 1 | 2 |
| | 3 |
| | ○ |
| | ○ |

| | | | |
|---|---|---|---|
| ○ | 3 | 4 | ○ |
| 1 | | | |
| | | ○ | 5 |
| | | ○ | |
| | | ○ | |
| | | 1 | |


2  Draw lines to match the equal groups and their number.



Thursday

Using 

draw some waves above the shark.





I am a sentence builder!

I am learning to write a simple sentence.

Read my Sentence

I
Capital letter

can

run

.*Full stop*



Build my Sentence

Capital letter

Full stop

Write my Sentence



run



can



I

.

jellyfish


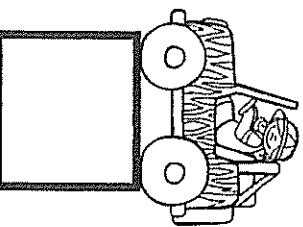
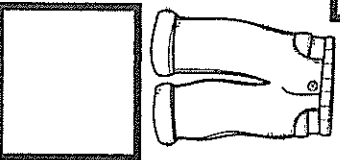
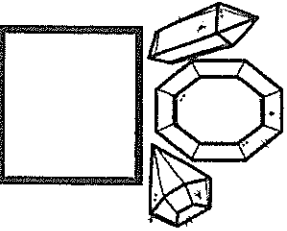


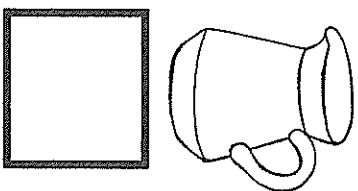
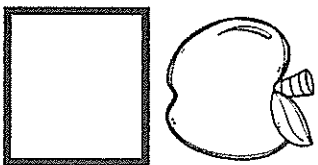
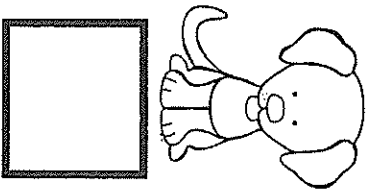

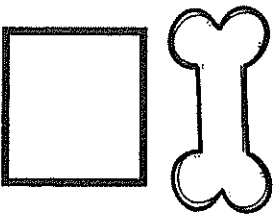



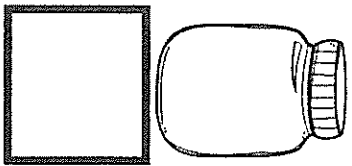
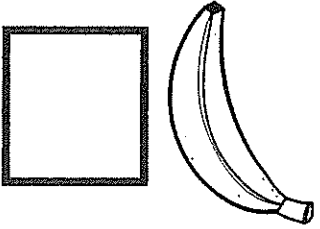

J j







key

Spy and Count...




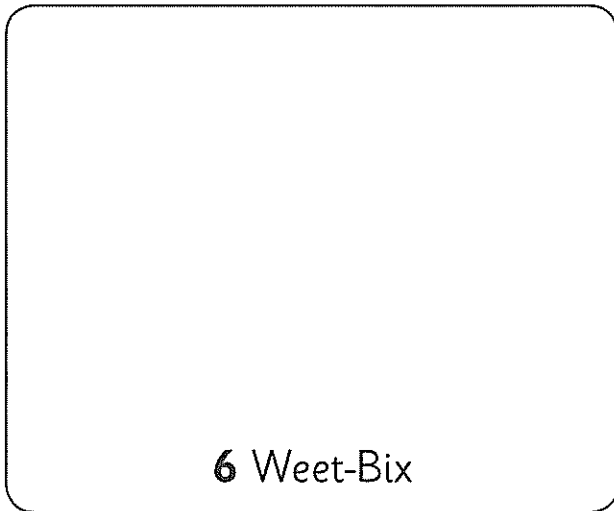
- | | | | | | | | | | |
|---|---|---|---|---|---|---|---|---|----|
| 1 | 2 | 3 | 4 | 5 | 6 | 7 | 8 | 9 | 10 |
|---|---|---|---|---|---|---|---|---|----|


Numbers to ten – 6 (six)

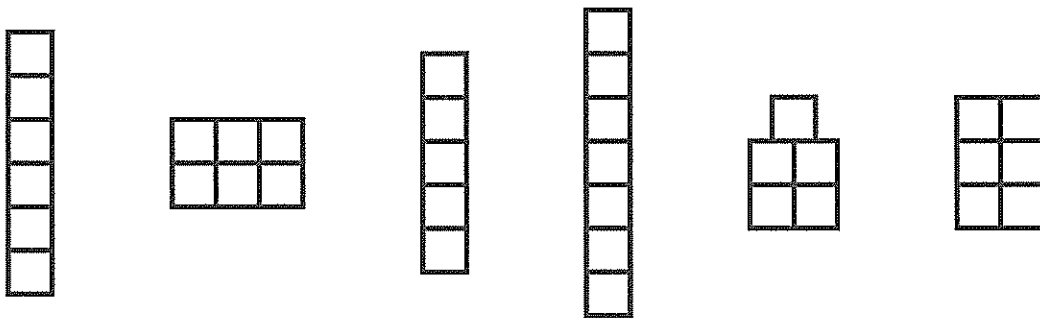
1   Say and trace.





2  Draw these.





3  Loop the block towers made with 6 blocks.





4   Find a partner and a die. Take turns rolling the die. The first person to roll 3 sixes is the winner!

Numbers to ten – 7 (seven)

1   Say and trace.




2  Do these kids have 7 things? Colour **yes** or **no**.




Do I have 7?

yes no




Do I have 7?

yes no




Do I have 7?

yes no




Do I have 7?

yes no




Do I have 7?


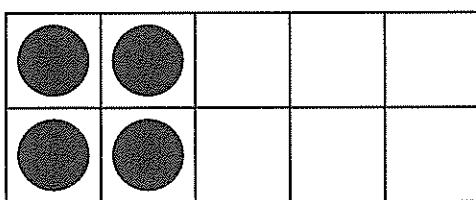
yes no



Do I have 7?







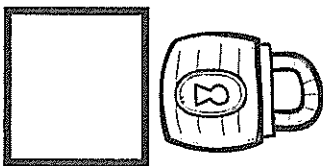
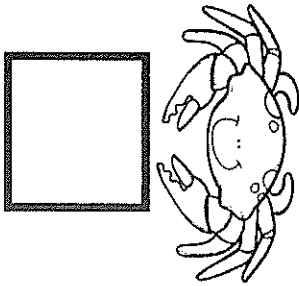
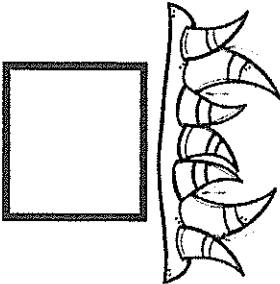
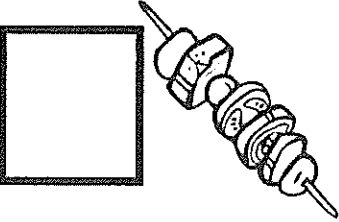




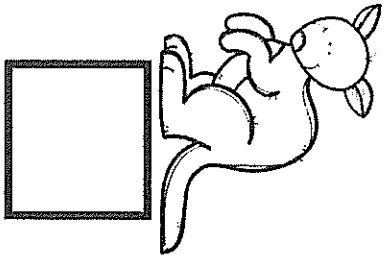


yes no

3  Draw more dots to make 7.

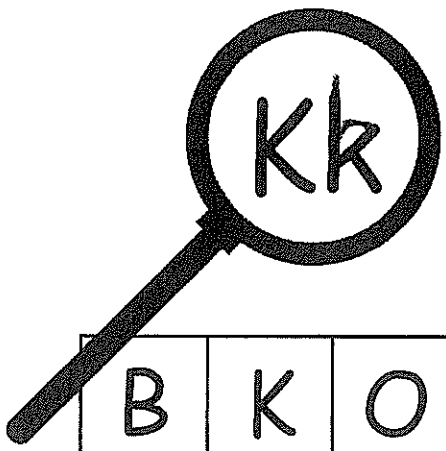


Friday

Spy and Count...



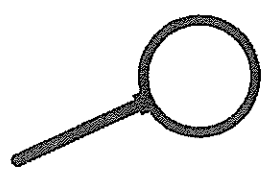

- | | | | | | | | | | |
|---|---|---|---|---|---|---|---|---|----|
| 1 | 2 | 3 | 4 | 5 | 6 | 7 | 8 | 9 | 10 |
|---|---|---|---|---|---|---|---|---|----|



Name _____

Letter Detectives

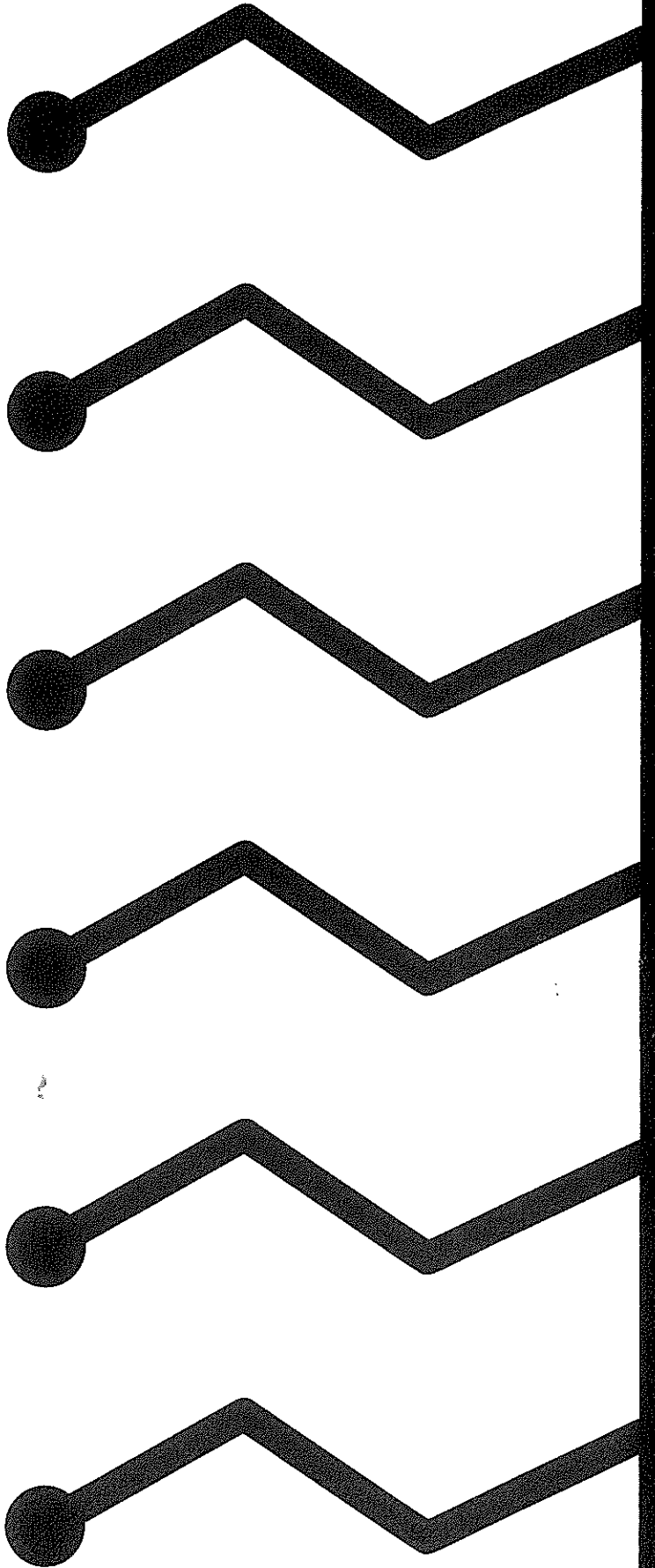

| | | | | | | | | | |
|---|---|---|---|---|---|---|---|---|---|
| B | K | O | Z | Q | b | R | d | U | f |
| K | q | R | s | K | u | S | K | p | R |
| M | v | i | K | l | y | K | w | J | y |
| g | K | D | l | R | I | n | p | q | K |
| R | i | Y | x | F | K | H | k | x | L |
| B | X | k | K | m | G | o | z | K | q |
| W | C | F | E | t | n | K | I | e | V |
| p | K | w | j | K | G | v | K | | |
| K | h | j | k | a | m | k | o | | |
| p | N | r | P | K | R | c | T | | |




I found _____ K's

I found _____ k's

M m

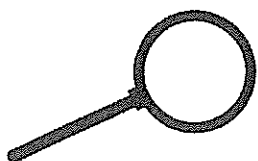





Name _____

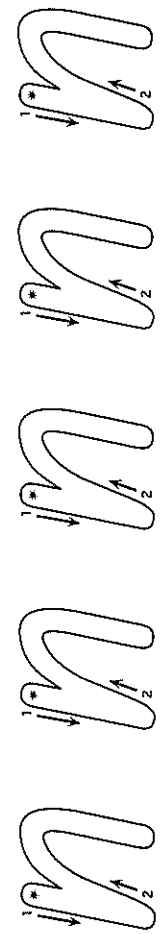
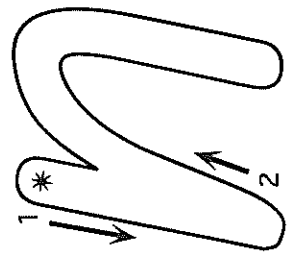
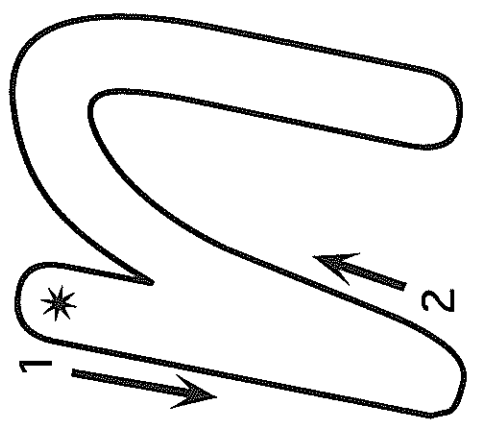
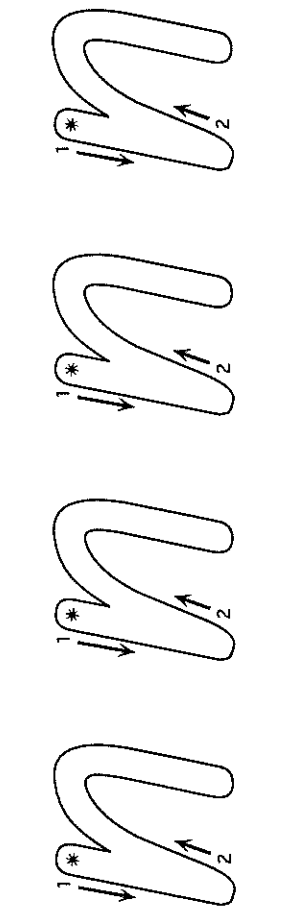
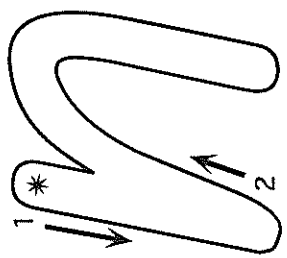
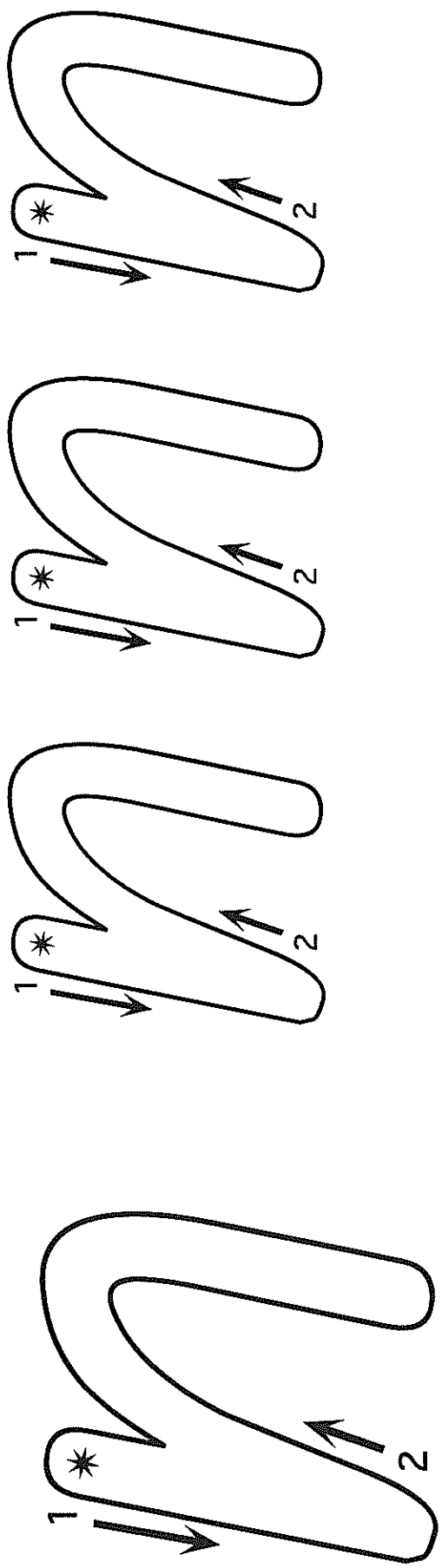
Letter Detectives

| | | | | | | | | | |
|---|---|---|---|---|---|---|---|---|---|
| r | C | L | F | b | G | d | I | f | K |
| I | N | Y | P | L | R | I | T | z | I |
| W | z | t | I | v | D | x | S | L | L |
| M | L | g | B | i | a | L | g | U | A |
| e | N | L | P | I | Q | k | b | I | V |
| L | I | A | Z | C | I | R | I | J | L |
| y | f | L | h | I | j | S | E | I | n |
| M | s | O | u | L | w | L | m | | |
| B | L | O | Z | Q | I | H | y | | |
| s | X | D | L | E | c | L | e | | |



I found _____ L's


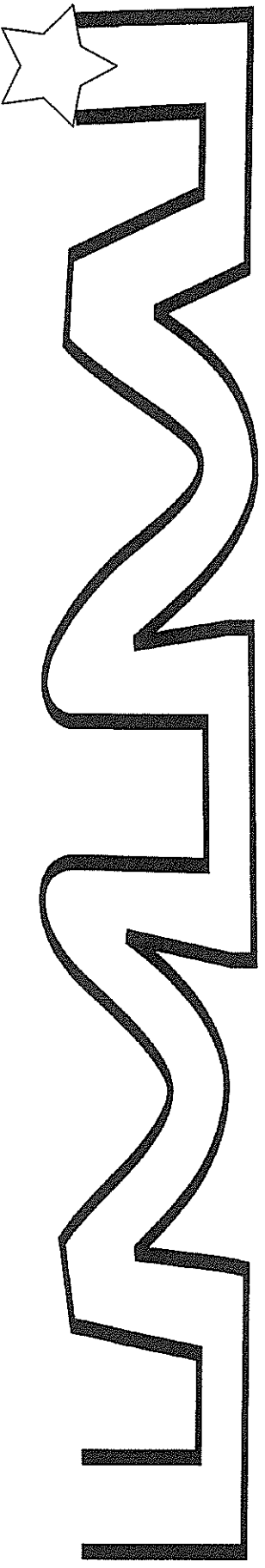


I found _____ l's



My Pencil Skills


Place your pencil in the star.

Follow the path and try your best to stay inside the lines.



Snake


Cut along outside line —
then inside line to
make a long curly snake.



Cut strips
of Brenex
paper and paste
over the stripes
on snake.

Cockatoo

Cut a yellow Brenex Square in half. Concentina fold. When folded, cut a triangular point at one end. Spread into a fan and staple to Cockatoo's head as shown.



Paint feet and beak — black; and body white. Cut and paste green leaf shapes to branch.