

The Learning Place
Year 3-4



Monday

Tasks : look, cover write, check daily.

Everyday: Put 3 of your words into interesting sentences.

Monday: LCWC- half of spelling worksheet. Read words to an adult.

Tuesday: Alphabetical order

Wednesday: Rainbow writing

Thursday: Write and draw your words

Friday: Write your words out in bubble writing.


“OU” Week 3

	Monday	Tuesday	Wednesday	Thursday	Friday
thin					
thick					
touch					
double					
trouble					
country					
nourish					
July					
August					

thin
 thick
 t__ch
 y__ng
 d__ble
 tr__ble
 c__ntry
 n__rish
 July
 August

<ou> saying the /u/ sound

Write some <ou> words in the young birds.



Choose a word from the list to fit each sentence.

Is he from the town or the _____?

A kitten is a _____ cat.


Oh dear! We shall be in _____.

The oven is hot! Do not _____ it.

July

J _ l _

_ u _ y



August

A _ g _ s _

_ u _ u _ t



Write an adjective in each space.

I have a _____ dog with a _____ bark.

The _____, _____ child played football.

The tree was _____ and _____.







My hair is _____ and my eyes are _____.






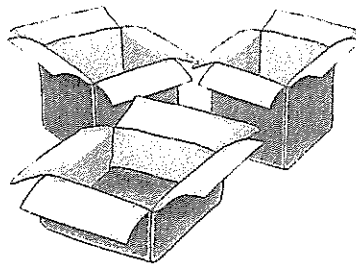
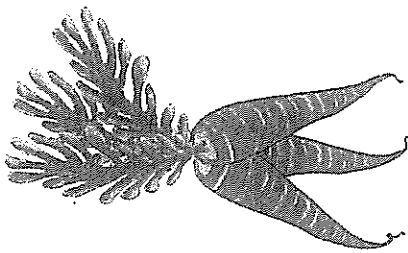
Plurals: <-s> and <-es>




Draw more of each thing to make the pictures show plurals.
Write the plural nouns underneath.



Write the word for each picture.

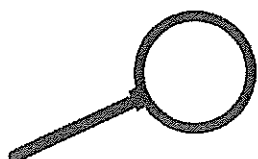





Name _____

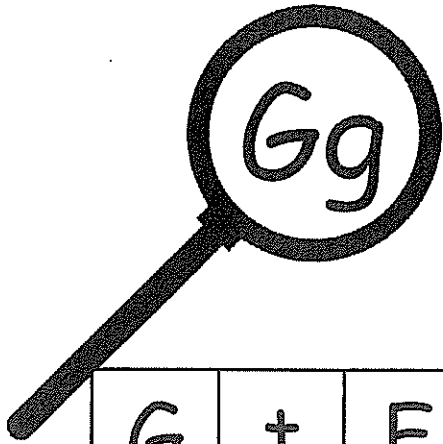
Letter Detectives

J	p	L	H	C	h	E	a	G	h
T	h	V	r	N	t	P	v	R	h
d	y	f	h	X	c	H	e	H	c
h	H	j	a	i	l	y	n	m	o
n	I	Q	h	B	H	k	h	F	S
H	p	A	g	K	j	M	S	w	I
x	e	h	W	H	Z	D	h	b	H
g	h	z	M	r	h	u	l		
O	U	H	B	t	O	H	Q		
H	K	q	h	s	D	h	F		



I found _____ H's


I found _____ h's



Name _____

Letter Detectives

G	t	F	m	g	o	K	q	M	C
D	C	g	d	I	x	g	z	g	i
g	I	Q	g	S	E	G	M	W	r
O	k	G	k	G	P	U	r	h	g
Y	g	a	n	c	g	e	H	G	X
g	Z	u	g	o	L	y	s	B	G
j	G	c	v	g	d	G	f	g	N
s	P	G	b	n	T	F	V		
g	E	j	R	g	J	Q	L		
A	G	I	H	w	G	p	A		




I found _____ G's

I found _____ g's

Finish this sentence:

Name: _____ Date: _____

Week



The little kitten.....


Do your sentences have:


- Capital letters,
- full stops,
- spaces
- makes sense


Did you:

- use letter sounds to help you write words
- Hold your pencil the correct way


Self Assessment Emoji







I feel about my work





Week



I am a sentence builder!

I am learning to write a simple sentence.

Self Assessment Emoji

I feel about my work


Read my Sentence

We went to the movies last week.

Trace my Sentence

We went to the movies last week.

Write my Sentence



Capital letter

Full stop

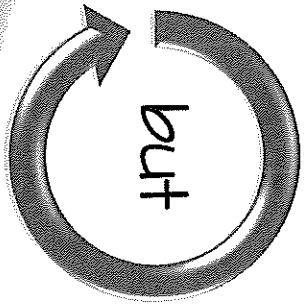
Name: _____ Date: _____

Join these 2 sentences with the conjunction **but**.
Then write one of your own.



A **compound sentence** is made when two simple sentences have been joined by a **conjunction**.

The boy was tired.



conjunction

He kept running.

Handwriting practice area with multiple horizontal lines on a tablet background.

Self Assessment Emoji

How I feel about my work

- Does your compound sentence have:
- capital letter
 - full stop
 - spaces
 - makes sense
 - conjunction - **but**

- Did you:
- use letter sounds to help you write words
 - hold your pencil the correct way
 - try your best

Peer Assessment Emoji

How my friend feels about my work

Read it Find it

au

Read each word. Find the picture and circle it.

vault

Autumn

laundry

pause

sauce

astronaut





Addition – doubling


1 Warm up by colour matching these doubles facts. How quickly can you do it? The first one has been done for you.


$2 + 2$	6	double 4	$5 + 5$	4
double 3	$4 + 4$	$6 + 6$	10	12
8	double 5	double 2	double 6	$3 + 3$


2 Count the base-ten blocks to help you finish the doubles facts.

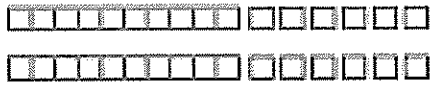
a 
 $11 + 11 = \square$

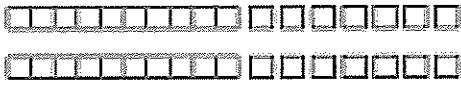
b 
 $12 + 12 = \square$


c 
 $13 + 13 = \square$

d 
 $14 + 14 = \square$

e 
 $15 + 15 = \square$

f 
 $16 + 16 = \square$

g 
 $17 + 17 = \square$

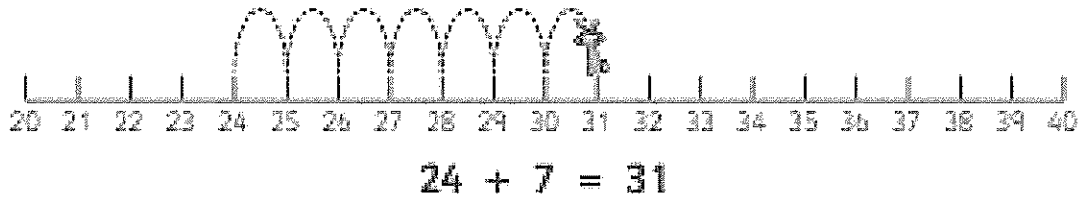
h 
 $18 + 18 = \square$

Addition – using number lines


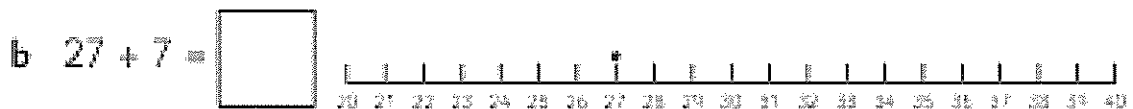

Number lines are handy tools to use when adding.

Look at $24 + 7 = \boxed{?}$


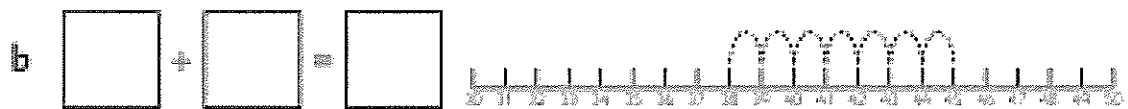

We start at 24 and jump 7 spaces. It's important to remember to count the jumps or spaces, not the numbers!




1 Jump along the number lines and finish each number fact.




2 Trace the jumps and finish the facts.



1 Draw a square, a rectangle, a trapezium and a rhombus. Label them.



2 Now draw them again, but turn them around and make them a different size. Label them.



Tuesday

Finish this sentence:

Name: _____ Date: _____
A noisy motorbike.....




Do your sentences have:

- Capital letters,
- full stops,
- spaces
- makes sense
- a subject
- a verb

Did you:

- use letter sounds to help you write words
- Hold your pencil the correct way

Self Assessment Emoji



How I feel about my work

Who

What

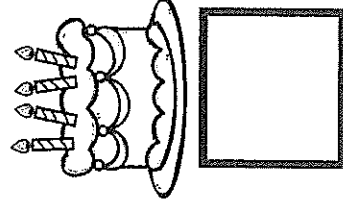
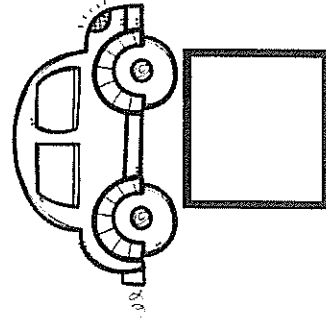

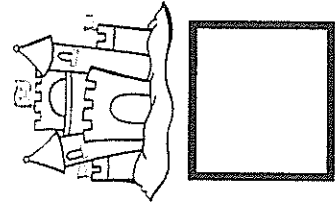
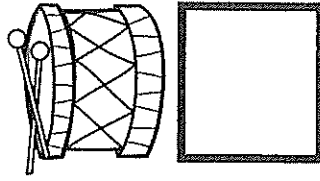

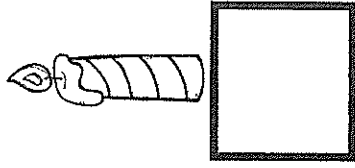
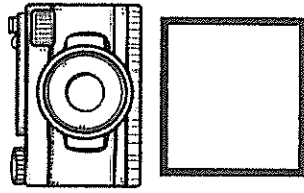




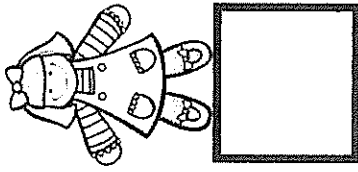


When

Where

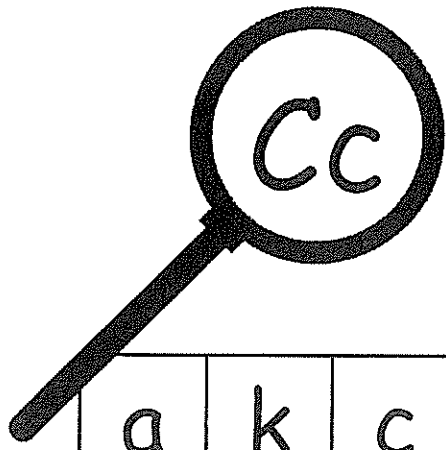
Why

How

Spy and Count...



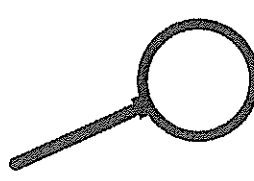

1	2	3	4	5	6	7	8	9	10
---	---	---	---	---	---	---	---	---	----



Name _____

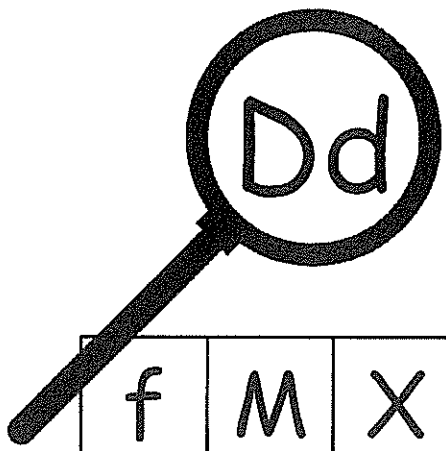
Letter Detectives

a	k	c	F	C	t	P	c	Z	c
C	Q	l	b	A	G	c	u	C	b
H	v	C	d	m	K	R	c	l	d
z	n	S	w	c	e	C	M	I	c
C	e	c	n	c	A	J	x	T	C
o	p	K	f	O	U	c	B	y	F
Q	V	c	G	C	L	p	C	g	c
h	C	M	D	W	h	c	q		
N	r	i	X	c	I	S	r		
c	j	y	C	j	s	O	E		



I found _____ C's



I found _____ c's



Name _____

Letter Detectives

f	M	X	i	P	s	D	w	d	z
A	d	r	D	d	a	R	p	x	K
K	b	C	O	Z	G	I	D	T	d
V	d	h	s	D	R	d	g	c	o
p	W	C	d	q	k	D	m	J	e
D	g	D	Y	F	d	w	d	n	D
A	d	o	D	t	Q	i	I	y	U
H	B	N	e	d	T	d	S		
L	q	d	P	F	d	H	b		
n	D	M	E	j	u	D	J		

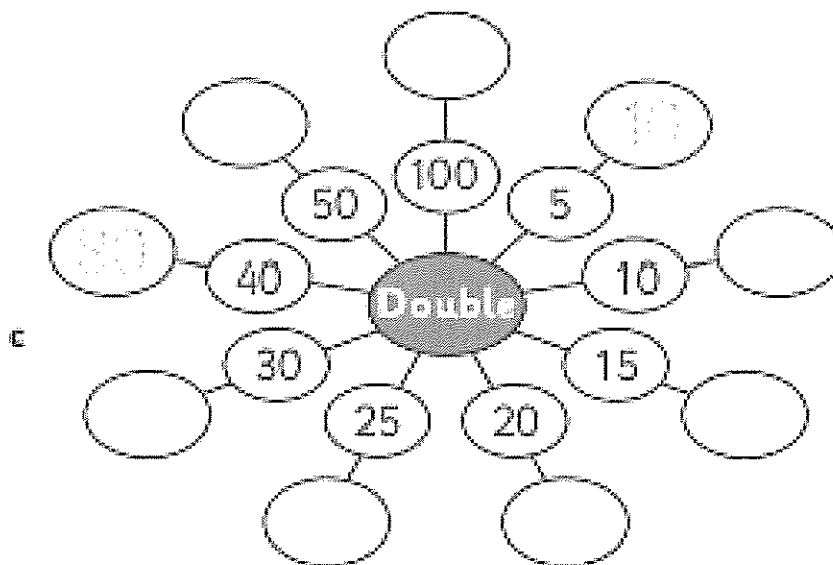
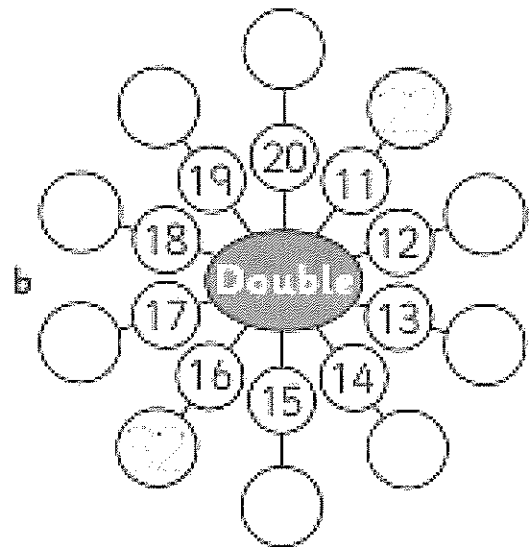
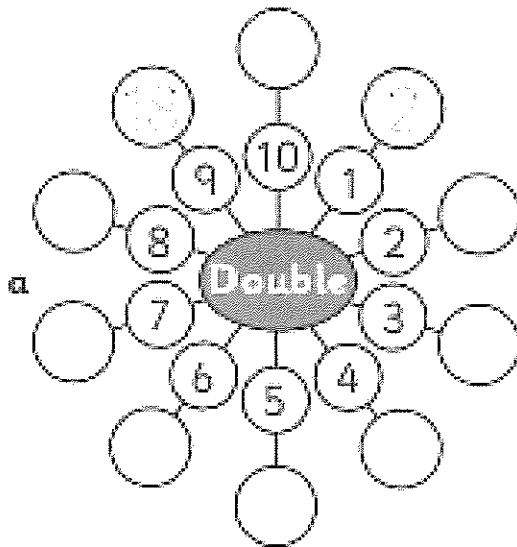


I found _____ D's

I found _____ d's

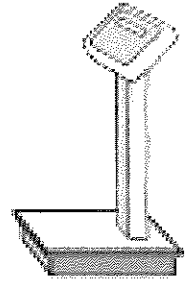
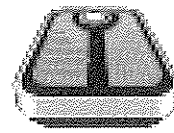

Addition – doubling

1 Finish these doubles facts.

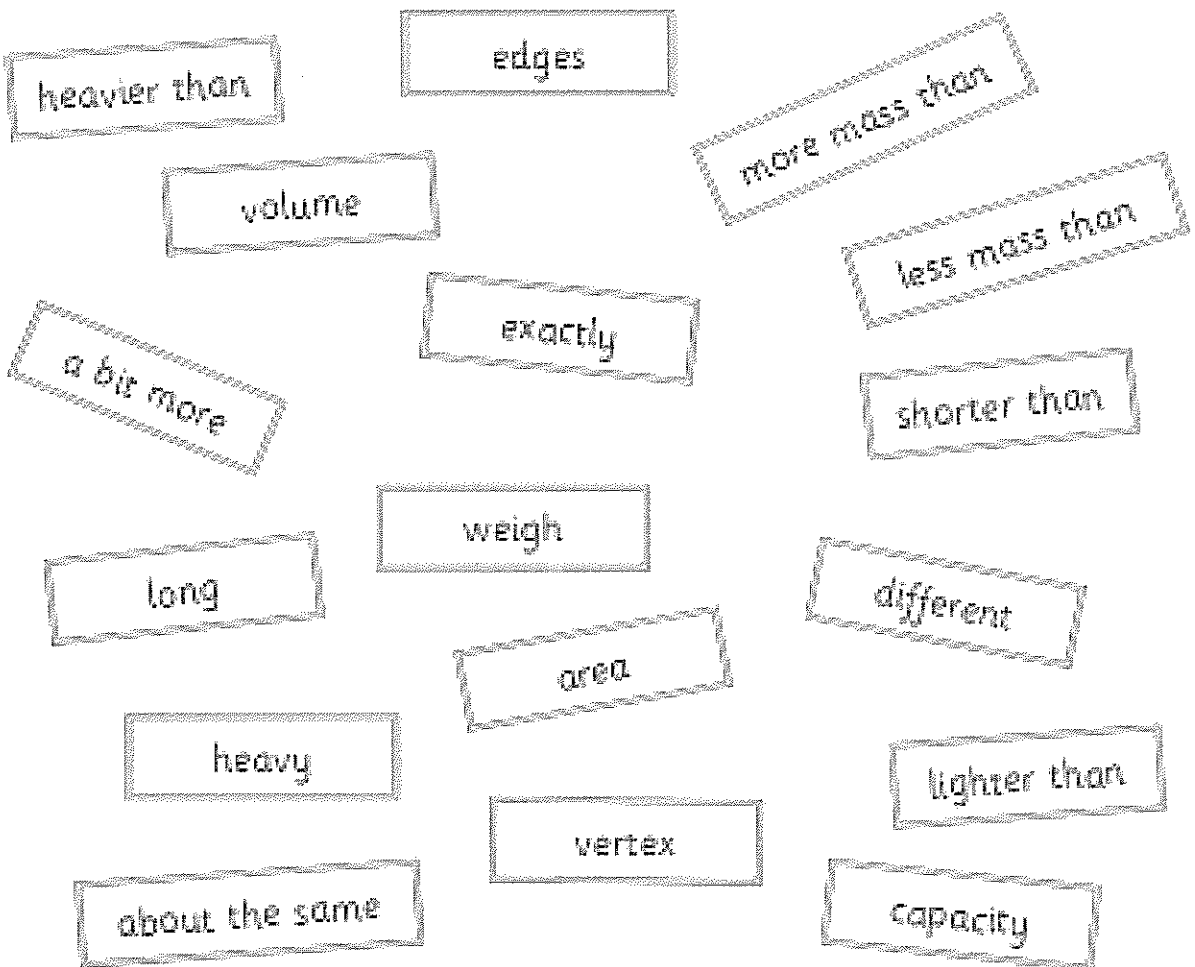


We find the mass of something by measuring how heavy it is.
The more mass something has, the heavier it is.

- 1 If you used these to measure something, what would you be measuring?




- 2 Look at the words below. Colour any words you might use when you measure and talk about mass.



Wednesday

Australian Animals Emu

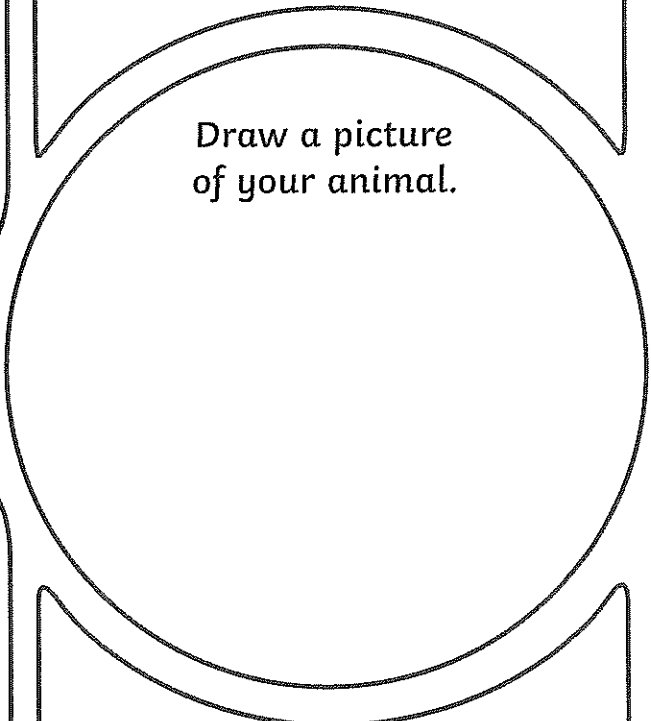
W



What They Look Like

Where They Live


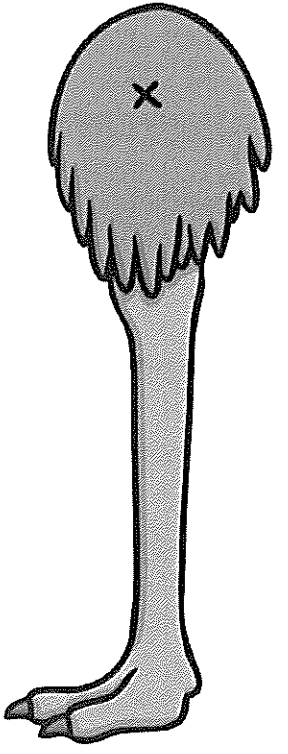
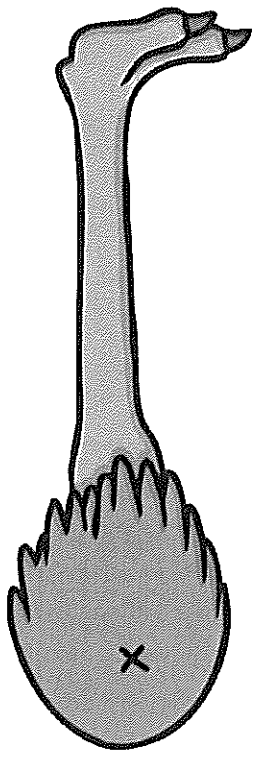

Draw a picture
of your animal.

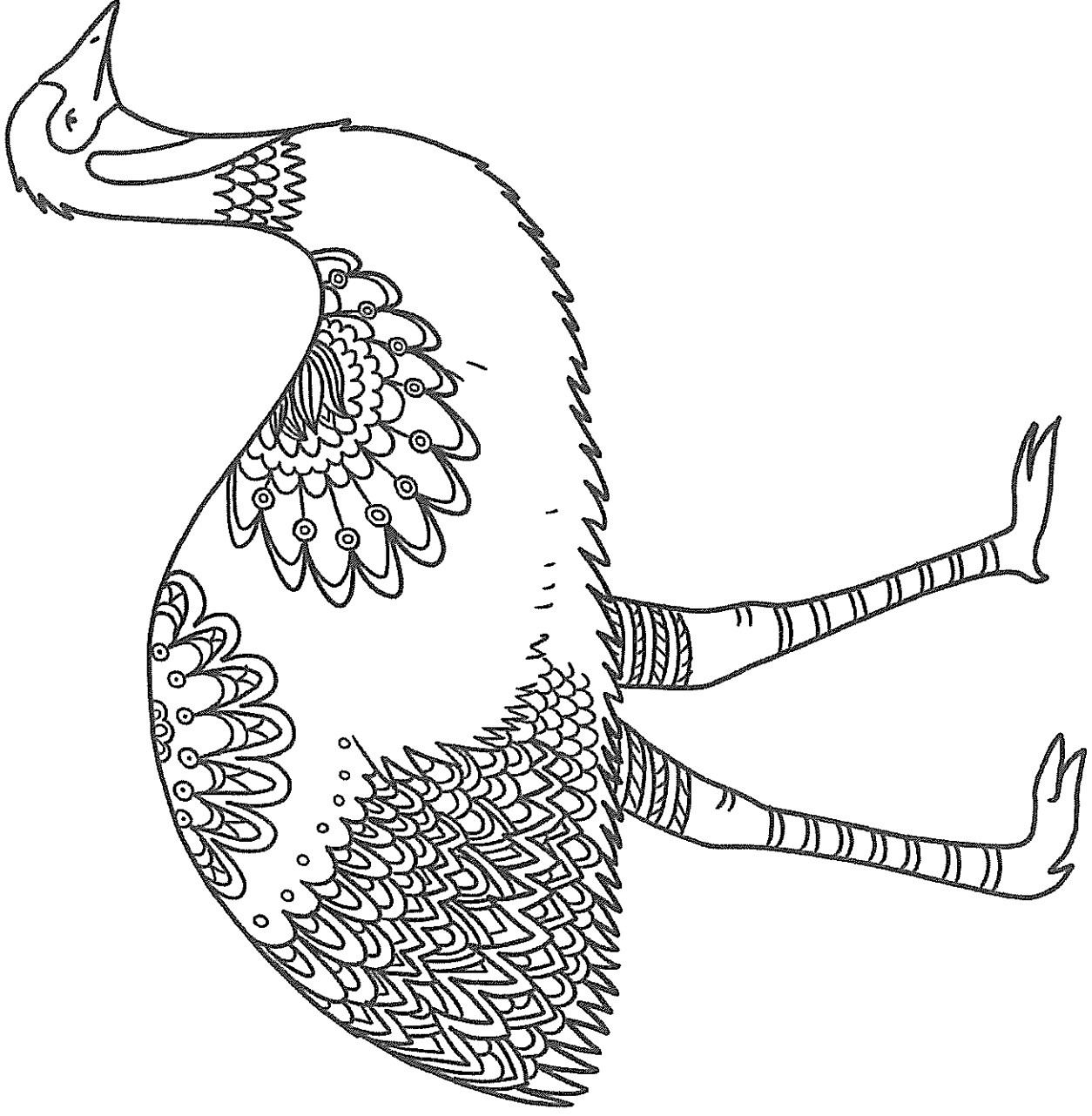


What They Eat

Did You Know...?

Emu





Emu


Emus can be found all across Australia, except Tasmania.

Although emus are birds, they cannot fly. However, they can run up to speeds of 50km an hour.

The emu appears on the Australian coat of arms, along with the red kangaroo.

Emu

The emu is Australia's largest bird and the world's second largest. It comes second to the ostrich.



Emus are very unique in the way they look. They have long necks and very sharp beaks.




Their ears are quite small and they have two sets of eyelids. One eyelid is used to keep the dust out while the other is used for blinking. Altogether they have six toes, three on each foot. On each foot there is a talon which is used for fighting and protecting themselves against predators. Emus have very soft light brown feathers. They are also known to grow between 1.5-2 metres in height and can weigh up to 60kg. They are flightless birds.

Emus like to eat whatever they can find. However, they really enjoy grains, flowers and berries. They also like to eat insects and grubs which they find by digging around in the ground.

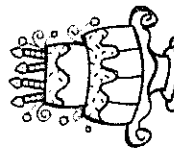
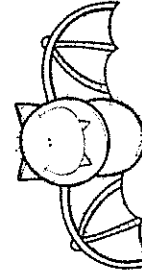
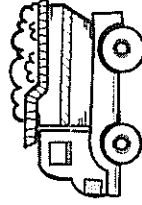
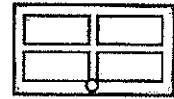
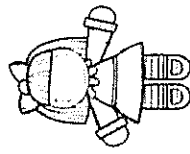
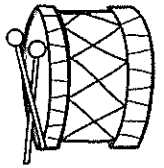
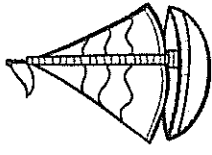




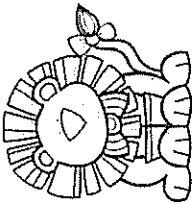

Emus like to eat a lot of food, especially if there is a lot around them. When they eat lots, the food is stored as fat. They can then survive for longer periods as they go in search for more food. Emus live in flocks or pairs.

Did you know...?

Males make a grunting sound like a pig and females make a loud booming sound.



Spy and Count...



1	2	3	4	5	6	7	8	9	10
---	---	---	---	---	---	---	---	---	----



blew

chew

grew

screw

stew


dew

Read each word. Find the picture and circle it.

Read it Find it

ew

Finish this sentence:





Name: _____

Date: _____

The big goldfish



Week




Do your sentences have:


- Capital letters,
- full stops,
- spaces
- makes sense


Did you:

- use letter sounds to help you write words
- Hold your pencil the correct way


Self Assessment Emoji







I feel about my work





Week



I am a sentence builder!

I am learning to write a simple sentence.

Read my Sentence

We went to the movies last week.

Trace my Sentence

We went to the movies last week.

Capital letter

Write my Sentence

Full stop

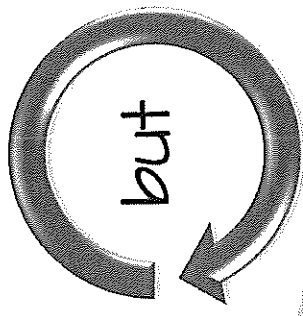
Self Assessment Emoji

I feel about my work

Capital letter

Full stop

I wanted to go to the park.



conjunction


I wasn't allowed.

Self Assessment Emoji

How I feel about my work

Name: _____ Date: _____

Join these 2 sentences with the conjunction **but**.
Then write one of your own.



A **compound sentence** is made when two simple sentences have been joined by a **conjunction**.

- Does your compound sentence have:
- capital letter
 - full stop
 - spaces
 - makes sense
 - conjunction - **but**

- Did you:
- use letter sounds to help you write words
 - hold your pencil the correct way
 - try your best

Peer Assessment Emoji

How my friend feels about my work

AM Decodable Reading

Name: _____

Read the story. Highlight the 'am' words. Illustrate the story in the box. Answer the questions.

Tam on the Tram

Tam had jam and ham.

Tam had it on the tram.

The tram went to the dam.

Tam swam in the dam.



What did Tam have?

What was she on?

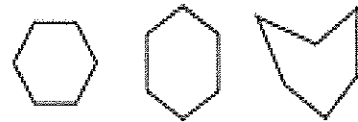
Where did the tram go?

What did Tam do at the dam?

5-sided shapes are called pentagons.
They always have 5 sides and 5 angles.



6-sided shapes are called hexagons.
They always have 6 sides and 6 angles.



If their sides are all the same length, they are called **regular**.



If their sides are NOT all the same length, they are called **irregular**.

1 Draw 2 different pentagons. Make 1 regular and 1 irregular.

2 Draw 2 different hexagons. Make 1 regular and 1 irregular.

3 a Use a ruler and a pencil to join the dots on this regular pentagon.

6 • 1

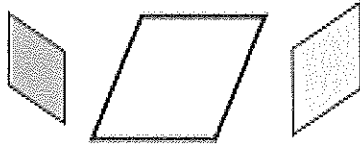
b How many triangles have you made?

3 •


• 6

Here are 2 other kinds of 4-sided shapes.


These are **rhombuses**.



These are **trapeziums**.



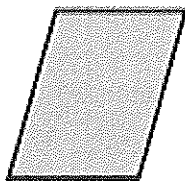
We know these shapes have 4 sides. Let's look closely at the lines and angles to find out more about them.

You will need:  a partner  rhombus and trapezium blocks

What to do:

Work with your partner to help these shapes answer some questions.
Look at the shape blocks to help.

a

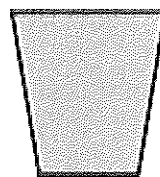


Do I have any sets
of parallel lines?
If so, how many?

Are ALL my sides
the same lengths?

Do I have any
square corners?

b




Do I have any sets
of parallel lines?
If so, how many?

Are ALL my lines
the same lengths?

Do I have any
square corners?

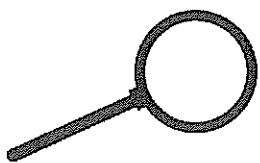

Thursday



Name _____



Letter Detectives

J	g	A	i	U	D	e	c	n	E
f	x	e	a	E	O	F	r	e	I
E	Z	E	h	N	e	s	m	E	o
Y	K	e	e	b	T	E	G	q	d
p	E	w	B	u	e	l	d	e	e
e	g	L	e	i	a	P	E	R	p
y	X	W	v	j	E	S	j	H	e
P	E	m	e	C	t	b	e		
e	N	h	M	E	k	c	Q		
f	z	E	V	L	e	E	k		



I found _____ E's
I found _____ e's

Finish this sentence:



Name: _____ Date: _____

The yellow bird.....



Week 2


Do your sentences have:

- Capital letters,
- full stops,
- spaces
- makes sense
- a subject
- a verb

Did you:

- use letter sounds to help you write words
- Hold your pencil the correct way

Self Assessment Emoji



How I feel about my work

Who

What

When


Where

Why

How

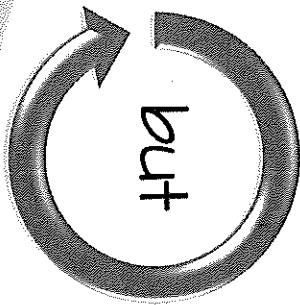


Join these 2 sentences with the conjunction **but**.
Then write one of your own.



A **compound sentence** is made when two simple sentences have been joined by a **conjunction**.

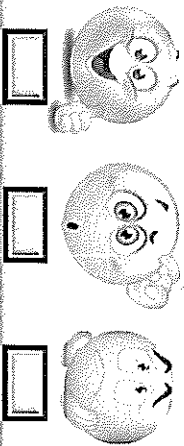
I want to go to the beach on Saturday.



conjunction

It might rain.

Self Assessment Emoji



How T fool about my work


Does your compound sentence have:

- capital letter
- full stop
- spaces
- makes sense
- conjunction - **but**

Did you:

- use letter sounds to help you write words
- hold your pencil the correct way
- try your best

Peer Assessment Emoji



How my friend feels about my work

Name: _____

Read the story. Highlight the 'ap' words. Illustrate the story in the box. Answer the questions.

The Chap




The chap had a cap.

The chap with a cap did a rap.

The rap got him a clap.

He then had a nap.



The chap had a...

He did a...

The rap got him a...

After the rap he had a...

ACK Decodable Reading

Name: _____

Read the story. Highlight the 'ack' words. Illustrate the story in the box. Answer the questions.

Jack and his sack




Jack had a sack.

Jack had a sack on his back.

Jack had a black sack on his back.

In his sack he had a snack.



The man's name is...

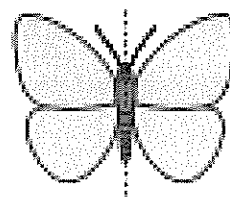
What did he have on his back?

What colour was his sack?

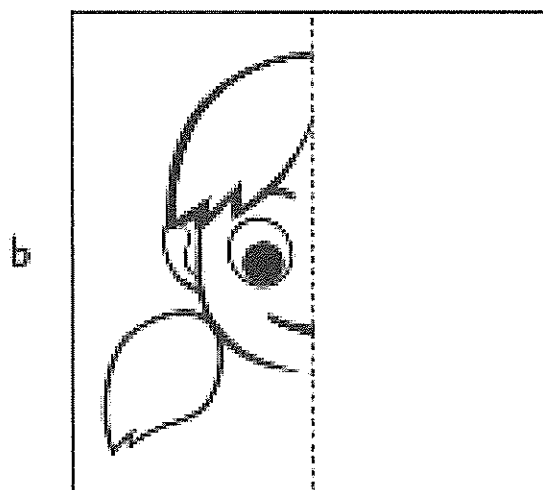
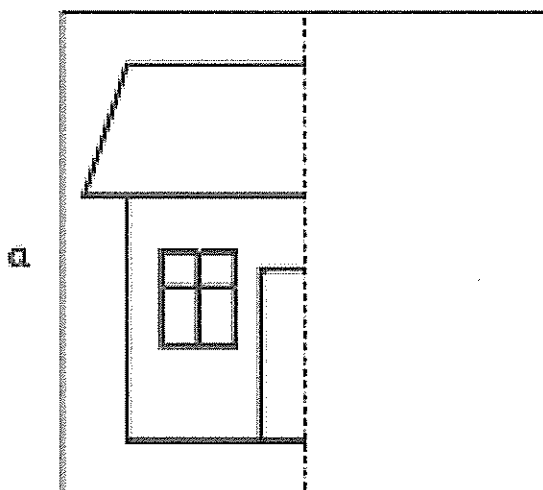
What was in his sack?

2D space – symmetry






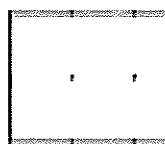
This picture of a butterfly is symmetrical. If we fold it along the dotted line, both sides match exactly. We have 'flipped' the half.



- 1 Draw the other side of the pictures to make them symmetrical. Colour them symmetrically.



- 2 Draw the other side of the shape. Label each shape.

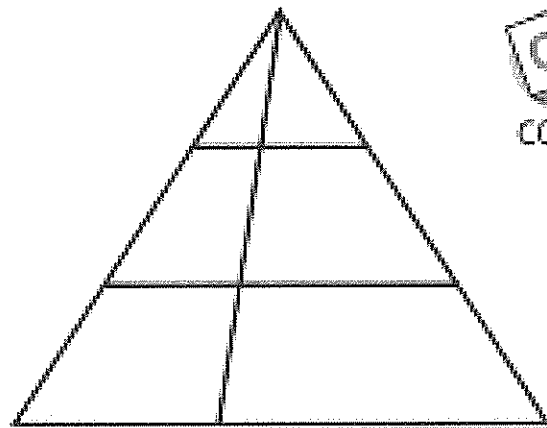


2D space – explore

- 1 How many triangles can you find?




Compare your answer with that of a partner. Do you both agree?



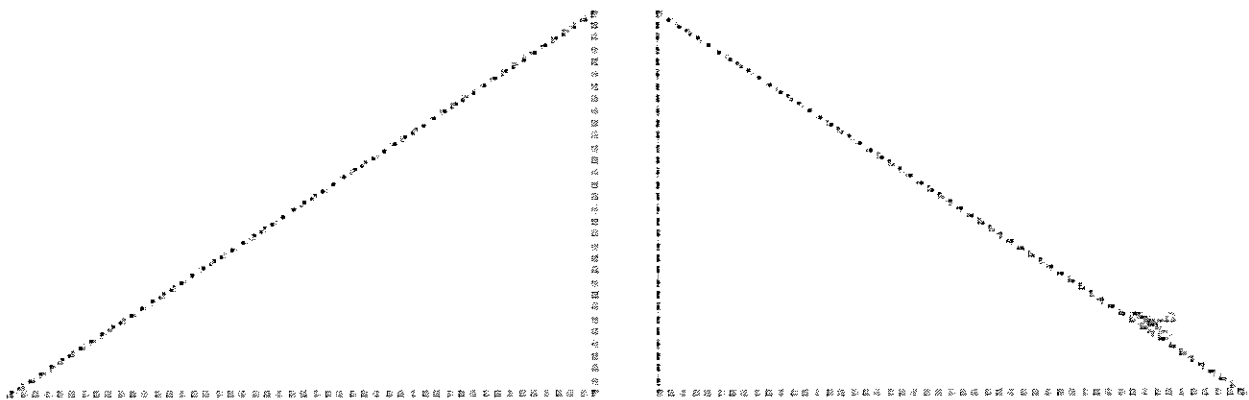
- 2 How many rectangles can you find?




Compare your answer with that of a partner. Do you both agree?



- 3 Cut out the triangles below. What different shapes can you make by joining them in different ways? Remember you can make irregular shapes. Record the different shapes you make in your maths book.




Friday



Name _____

Letter Detectives

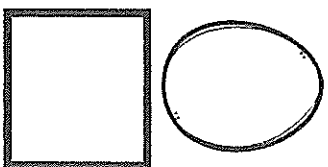


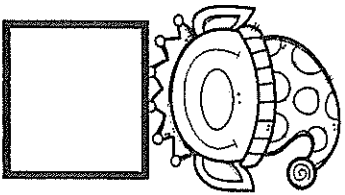
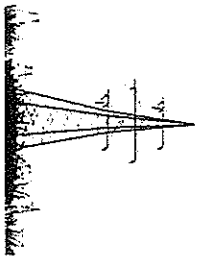
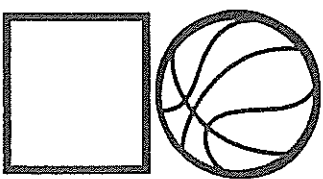
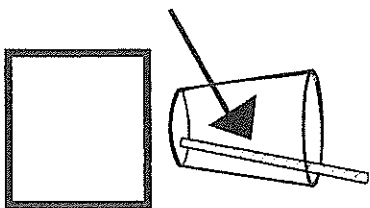

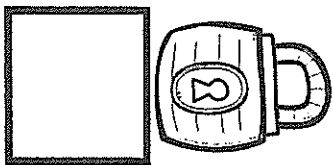


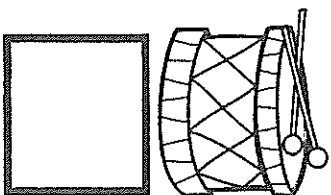
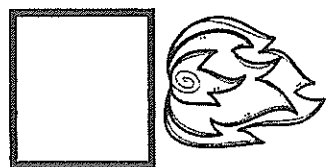
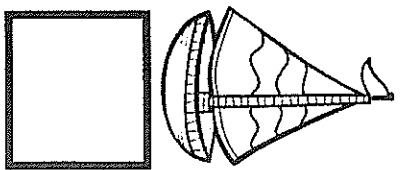
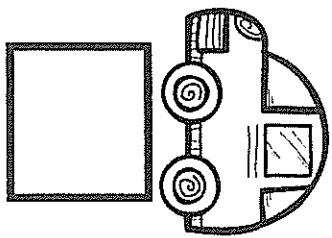
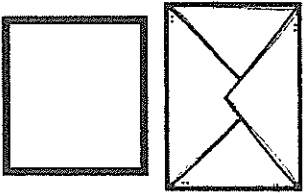

D	F	d	R	k	F	a	B	f	N
f	P	f	w	F	J	I	V	m	X
g	F	I	T	G	f	p	F	y	n
K	t	G	f	I	T	z	o	f	O
F	f	j	I	q	b	f	L	W	C
u	e	F	H	f	y	A	a	F	p
f	E	i	r	c	F	D	f	M	B
u	f	v	F	W	e	K	Z		
O	h	s	j	f	m	F	n		
V	F	Q	f	x	s	U	R		



I found _____ F's

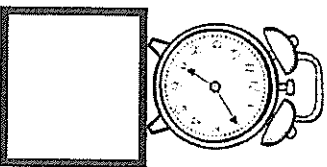

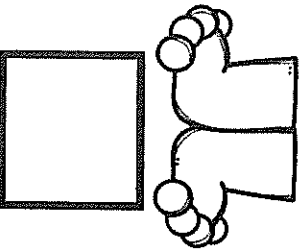
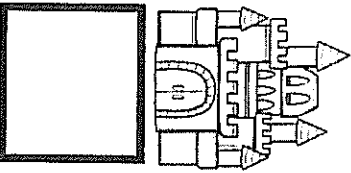

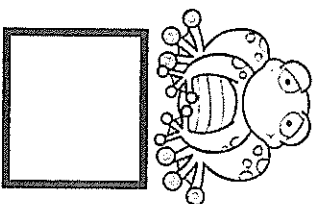

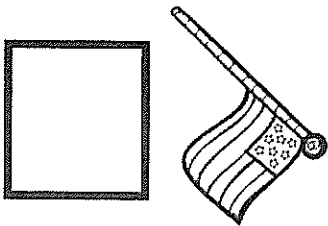
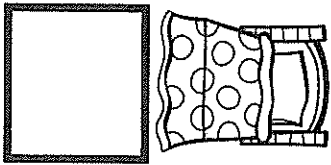
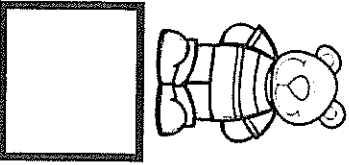



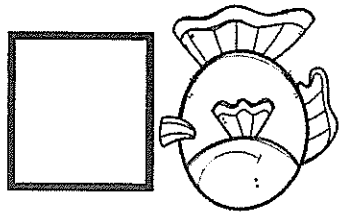
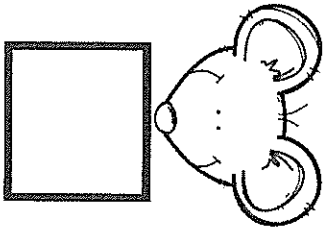


I found _____ f's

Spy and Count...



- | | | | | | | | | | |
|---|---|---|---|---|---|---|---|---|----|
| 1 | 2 | 3 | 4 | 5 | 6 | 7 | 8 | 9 | 10 |
|---|---|---|---|---|---|---|---|---|----|

Spy and Count...







- | | | | | | | | | | |
|---|---|---|---|---|---|---|---|---|----|
| 1 | 2 | 3 | 4 | 5 | 6 | 7 | 8 | 9 | 10 |
|---|---|---|---|---|---|---|---|---|----|

Finish this sentence:

Name: _____ Date: _____
The white boat.....



Week 2



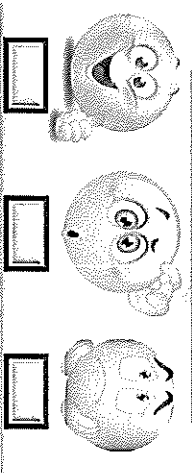
Do your sentences have:

- Capital letters,
- full stops,
- spaces
- makes sense
- a subject
- a verb

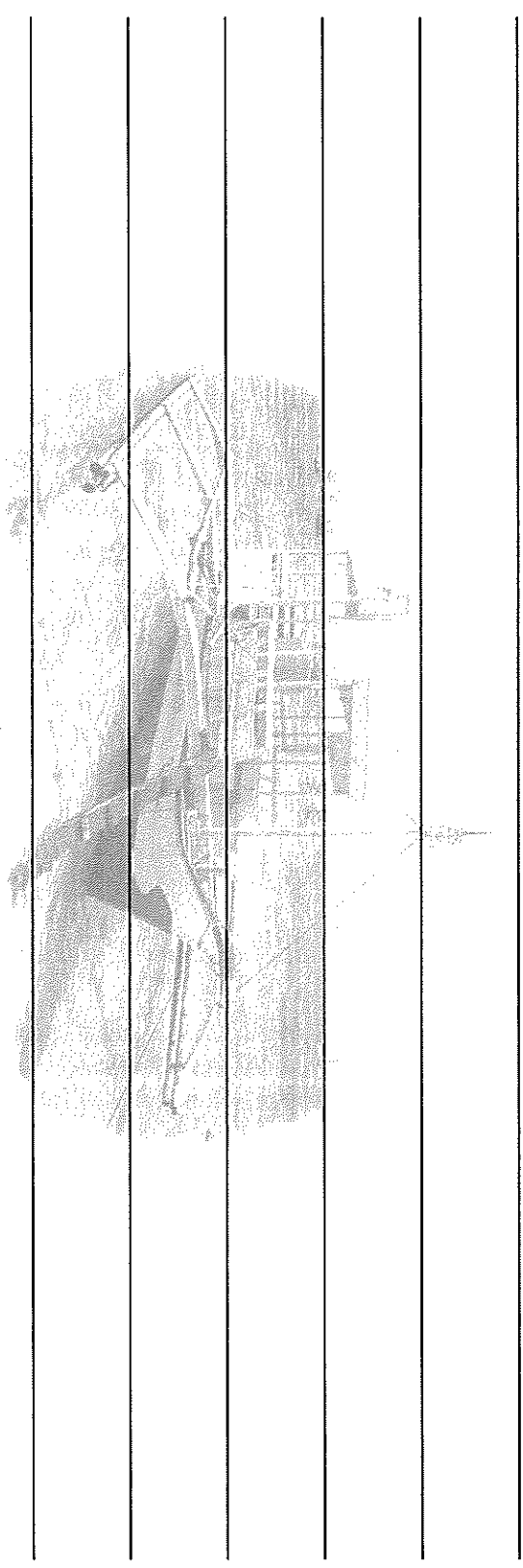
Did you:

- use letter sounds to help you write words
- Hold your pencil the correct way

Self Assessment Emoji



How I feel about my work



Who

What

When

Where

Why

How



ED Decodable Reading

Name: _____

Read the story. Highlight the 'ed' words. Illustrate the story in the box. Answer the questions.

Fred and his Ted

Fred went on a sled,
to get to his shed.



In the shed was a bed.

On the bed was a red ted.

Fred went on a...

The sled got him to his...

What was in his shed?

What was on his bed?

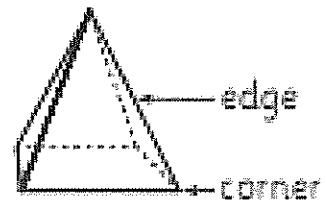
3D space – faces, edges and corners

Edges are formed when 2 faces meet.

Corners are formed when 2 or more edges meet.

This square pyramid has 5 faces.





It has 8 edges and 5 corners.



You will need:  a partner  classroom objects


What to do:

Your task is to investigate the faces, edges and corners of some common classroom or household objects. Record the number of each to finish the fact files.

			
<input type="text"/> faces	<input type="text"/> faces	<input type="text"/> face	<input type="text"/> faces
<input type="text"/> edges	<input type="text"/> edges	<input type="text"/> edges	<input type="text"/> edges
<input type="text"/> corners	<input type="text"/> corners	<input type="text"/> corners	<input type="text"/> corners



What to do next:

Draw lines to join the objects with their matching solids below.




Cockatoo

Cut a yellow Brenex Square in half. Concertina fold. When folded, cut a triangular point at one end. Spread into a fan and staple to Cockatoo's head as shown.



Paint feet and beak — black; and body white.
Cut and paste green leaf shapes to branch.

Cut strips
of Brenex
paper and paste
over the stripes
on snake.



Cut along outside line —
then inside line to
make a long curly snake.

Snake