

*The Learning Place*  
*Year 3-4*



"ck" Week 4

	Monday	Tuesday	Wednesday	Thursday	Friday
hop fit grin duck neck clock lick go no broomstick					

**Tasks : look, cover write, check daily.**

**Everyday: Put 3 of your words into interesting sentences.**

**Monday: LCWC- half of spelling worksheet. Read words to an adult.**

**Tuesday: Alphabetical order**


**Wednesday: Rainbow writing**




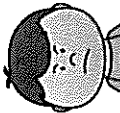
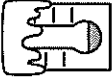
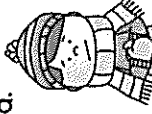







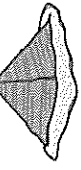
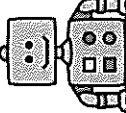
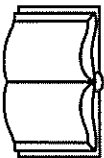
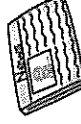
**Thursday: Write and draw your words**

**Friday: Write your words out in bubble writing.**

# ROLL & LEARN

## Spelling Activities



<p>Write your spelling words backwards.</p> 	<p>Use water and a paint brush to write your words - watch them disappear!</p> 	<p>Write an acrostic poem for some of your words.</p> 	<p>Spell your words out loud in a grumpy voice.</p> 	<p>Write a synonym for each spelling word.</p>  	<p>Create a word sleuth using your spelling words.</p> 
<p>Write your spelling words in alphabetical order.</p> <p>ABC</p>	<p>Use chalk to write your words on the pavement.</p> 	<p>Use each spelling word in a sentence.</p> 	<p>Spell your words out loud in a mouse's voice.</p> 	<p>Use a different colour for all of the vowels in the word.</p>  <p>COAT</p>	<p>Draw a picture to match each spelling word.</p> 
<p>Use a different colour for each letter in the word.</p> 	<p>Use fancy writing to write your spelling words.</p> <p>fancy</p>	<p>Pyramid words</p> <p>c ca cat</p> 	<p>Spell your words out loud in a robot voice.</p> 	<p>Use a dictionary to look up the meaning of each word.</p> 	<p>Create each word using letters found in a magazine or newspaper.</p> 

Monday


Write a <ck> word in each chick and draw a picture to illustrate

ck



Action:  
Snap your fingers together,  
saying ck, ck, ck.

hop  
fit  
grin  
duck  
neck  
clock  
lick  
go  
no  
broomstick



Dictation

1. \_\_\_\_\_
2. \_\_\_\_\_
3. \_\_\_\_\_
4. \_\_\_\_\_
5. \_\_\_\_\_
6. \_\_\_\_\_
7. \_\_\_\_\_
8. \_\_\_\_\_
9. \_\_\_\_\_

# Initial Consonant Blends

Read the initial consonant blends around the edge of the page and trace inside them. Use these blends to make a word in each box. Draw a picture to illustrate your word.

fr



dr




cr



sm

sk



gr

slug

og

ab

sp

sl



gl

ub

in

ee

fl

st

bl



ing

ape

ider



sw



cl



tr



sn

Name: \_\_\_\_\_

Read the story. Highlight the 'en' words. Illustrate the story in the box. Answer the questions.



Jen the Hen

Ben is ten.

He has a hen.

It's name is Jen.

Jen is in a pen.



How old is Ben?

\_\_\_\_\_

What animal does Ben have?

\_\_\_\_\_

What is the hen's name?

\_\_\_\_\_

Where does Jen live?

\_\_\_\_\_









Name: \_\_\_\_\_

Date: \_\_\_\_\_

Write a statement about your favourite food.




Do your sentences have:


- Capital letters,
- full stops,
- spaces
- makes sense


Did you:

- use letter sounds to help you write words
- Hold your pencil the correct way

**Self Assessment Emoji**







*I feel about my work*

---

---

---

---

---


---

---

---

---

---





# I am a sentence builder!

I am learning to write a simple sentence.

Read my Sentence

i  
*Capital letter*

can

see

a

tiger

cub

.

*Full stop*

Build my Sentence

*Capital letter*

*Full stop*

Write my Sentence



Write the capital letter and paste it where it belongs.

i

a


tiger

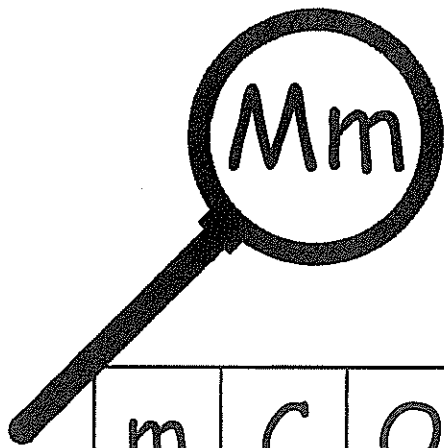
see

.

cub

can

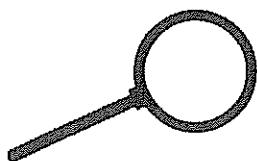





Name \_\_\_\_\_

# Letter Detectives

m	C	O	E	M	G	S	m	m	A
M	X	i	m	Q	t	n	M	U	K
L	m	U	r	k	M	b	I	p	m
g	p	M	H	Z	J	f	m	d	x
B	F	d	i	M	m	X	v	M	q
m	c	m	V	e	W	K	Y	w	m
W	M	G	j	m	a	M	L	J	V
M	T	q	P	I	M	u	c		
o	h	Y	M	s	I	H	o		
V	N	D	M	F	R	m	T		




I found \_\_\_\_\_ M's

I found \_\_\_\_\_ m's

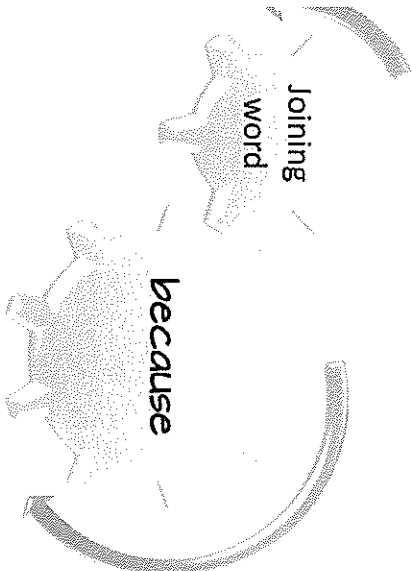


Join these 2 sentences with the joining word **because**.  
Then write one of your own.



A complex sentence always has a joining word such as **because, since, after, although, or when**.

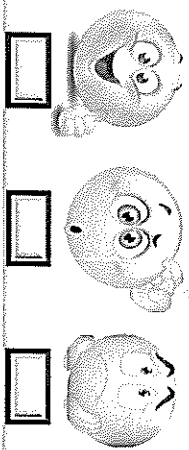
I get my spelling correct.



I practise every night.

Handwriting practice area with ten horizontal lines for writing.

Self Assessment Emoji!




Does your compound sentence have:

- capital letter
- full stop
- spaces
- makes sense
- conjunction - **but**

Did you:

- use letter sounds to help you write words
- hold your pencil the correct way
- try your best

Peer Assessment Emoji!



How I feel about my work

How my friend feels about my work


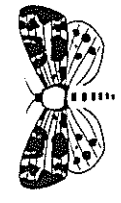
Apple for apple

A

a

☆ Trace and copy the sentence

Apple for apple



for bugs



B b



b



★ Trace and copy the sentence


BUGS FOR BUGS



Four sets of horizontal lines for handwriting practice.

ck

I can write my name:



duck

neck

sick





clock

back

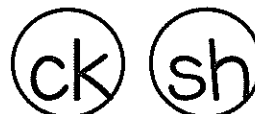
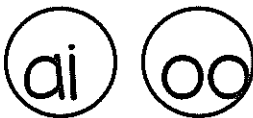
pack

sock

lock



Digraph Revision:  
Circle the digraph heard in these words.



# Time – o'clock

Look at this clock.

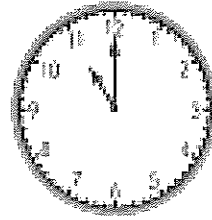
The minute (big) hand is pointing to the 12.

When this happens we know that it is  
an **o'clock** time.

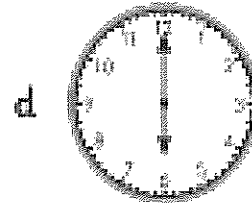
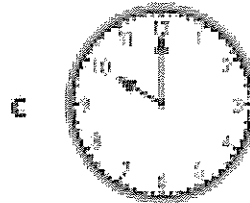
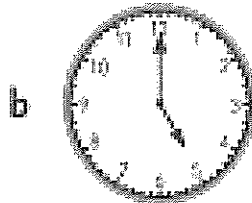
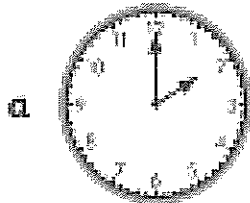
The hour (little) hand is pointing to the 11.

The time is **11 o'clock**.

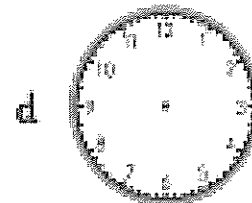
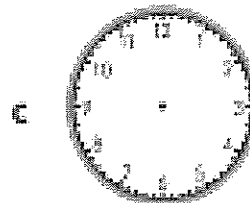

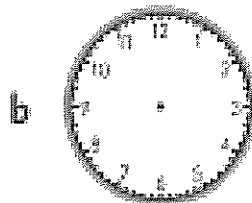
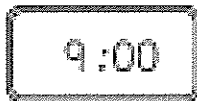
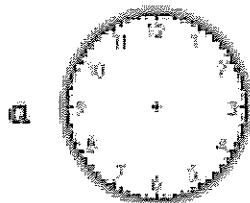
On a digital clock this looks like 11:00.



1 Write the digital time below each clock face.



2 Now draw the digital time onto the clock face.




3 What is something  
you might be doing  
at this time at night?  
Draw or write it.





Tuesday



for

car



C




C

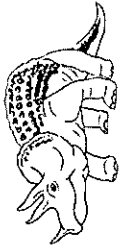


☆ Trace and copy the sentence

Car is for car.

Car is for car.





Dd

for

dinosaur



D

d

d

d

☆ Trace and copy the sentence

dinosaur

dinosaur

dinosaur

dinosaur

.



Name: \_\_\_\_\_ Date: \_\_\_\_\_

Write a statement about your classroom.

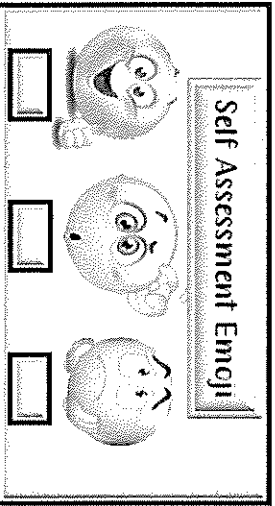
Do your sentences have:

- Capital letters,
- full stops,
- spaces
- makes sense

Did you:

- use letter sounds to help you write words
- Hold your pencil the correct way

Self Assessment Emoji



*I feel about my work*

---

---

---

---

---


---

---

---

---

---





# I am a sentence builder!


I am learning to write a simple sentence.

Read my Sentence

I am good at running.

Capital letter

Full stop



Build my Sentence

Capital letter


Full stop

Write my Sentence



Write the capital letter and paste it where it belongs.



I am good at running.



Name \_\_\_\_\_

# Letter Detectives

n	N	R	p	E	N	T	h	t	E
Q	I	N	n	q	F	G	n	d	n
v	N	y	o	S	n	s	D	U	I
n	H	P	D	G	i	b	N	n	N
X	n	w	Z	N	J	N	u	k	J
N	W	n	N	h	C	j	c	k	V
m	A	f	x	n	y	I	K	N	n
p	N	n	c	O	r	L	H		
k	e	a	B	N	z	M	t		
z	n	g	N	a	M	N	V		



I found \_\_\_\_\_ N's  
I found \_\_\_\_\_ n's



Name: \_\_\_\_\_

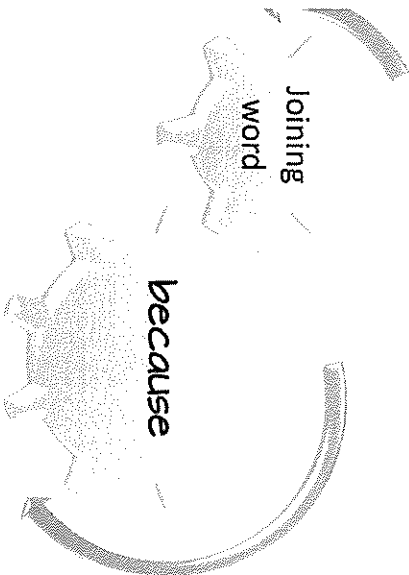
Date: \_\_\_\_\_

Join these 2 sentences with the joining word **because**.  
Then write one of your own.



A **complex sentence** always has a joining word such as **because, since, after, although, or when**.

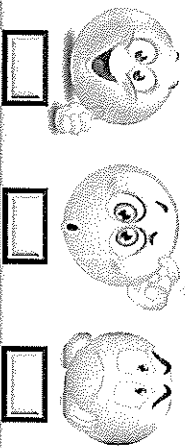
I got a special award.



I was honest.

Handwriting practice lines for the sentence "I got a special award." and "I was honest." The lines are numbered 1 through 5 on the right side.

Self Assessment Emoji



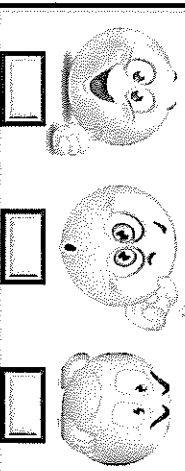
Does your compound sentence have:

- capital letter
- full stop
- spaces
- makes sense
- conjunction - **but**

Did you:

- use letter sounds to help you write words
- hold your pencil the correct way
- try your best

Peer Assessment Emoji



How I feel about my work

How my friend feels about my work

th









\_\_\_\_\_

I can write my name:


\_\_\_\_\_

th	ai	ch
th	th	sh
ie	th	wh

tooth	mouth	throne	thirsty
thin	path	bath	thirty


			
			

Digraph Revision:  
Circle the digraph heard in these words.

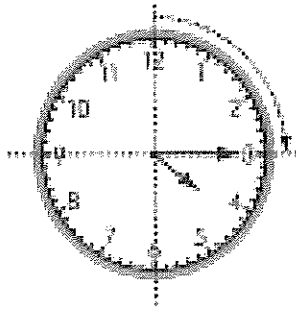


sh oo

ck ng







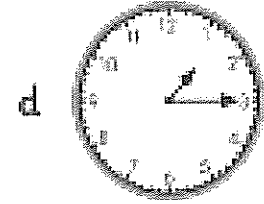
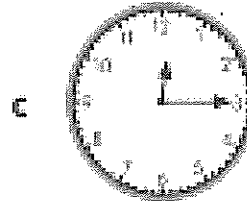
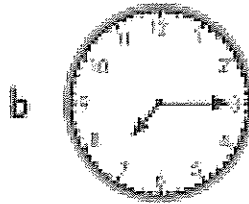
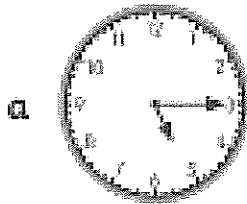
This clock shows a quarter past 4.

We know there are 60 minutes in an hour and one quarter of 60 is 15. Quarter past means it is 15 minutes past the hour.


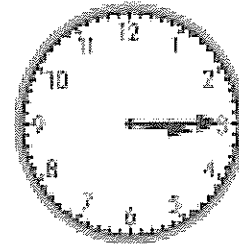
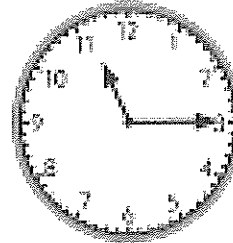
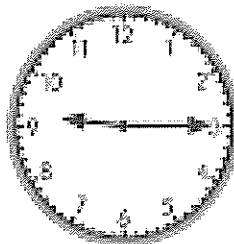
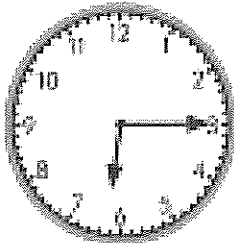
This is how we express it in digital time:



1 Express these times in digital form.



2 Draw lines to match the quarter past times.



# Subtraction – facts to 10 revision

1 Finish these number facts.

a  $5 - 2 = \square$

b  $10 - 3 = \square$

c  $7 - 3 = \square$

$5 - 4 = \square$

$10 - 6 = \square$

$8 - 5 = \square$

$5 - 1 = \square$

$10 - 9 = \square$

$3 - 2 = \square$

$5 - 0 = \square$

$10 - 8 = \square$

$9 - 6 = \square$

2 Add the missing numbers to make these number facts true.





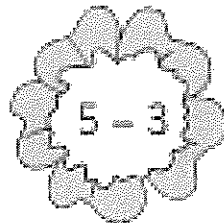
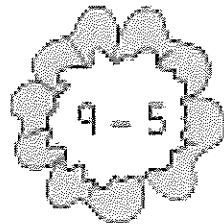

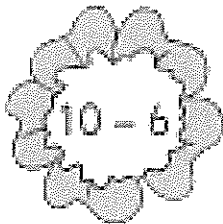
a  $8 - \square = 4$

b  $10 - \square = 6$

c  $\square - 3 = 5$

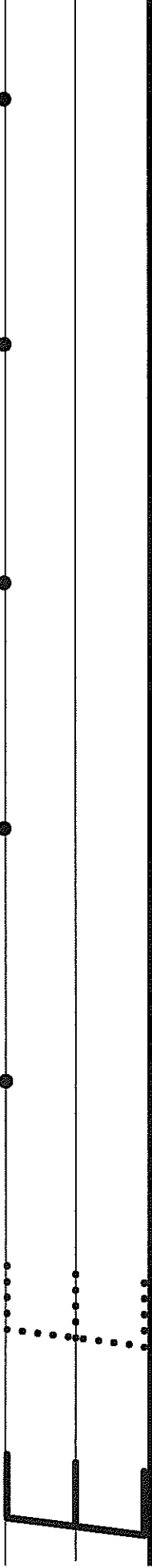
d  $\square - 9 = 1$

3 Draw stems to match the flowers to the correct pots.



Wednesday

E e for egg

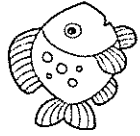


e

☆ Trace and copy the sentence

egg shells are green


e



Ff

for

fish



F

•

•

•

•

•

f

•

•

•

•

•

☆ Trace and copy the sentence

fish for fish

•

Name: \_\_\_\_\_

Read the story. Highlight the 'et' words. Illustrate the story in the box. Answer the questions.



### The Vet's Pet

Jet was a vet.

Jet had a pet.

The pet was wet.

Jet got the pet with a net.



What is the vet's name?

\_\_\_\_\_

Jet had a...

\_\_\_\_\_


The pet was...

\_\_\_\_\_

Jet got the pet with a...

\_\_\_\_\_

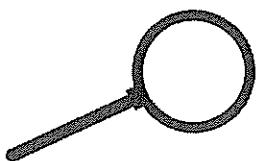





Name \_\_\_\_\_

# Letter Detectives

T	e	Q	o	Q	y	q	I	A	P
a	y	j	q	t	b	D	q	M	q
U	f	Q	p	q	z	Q	J	C	Q
b	Z	k	D	u	Q	E	q	N	q
V	g	e	q	f	A	q	K	Q	R
c	Q	l	Q	v	g	F	H	O	Q
W	h	q	r	Q	B	i	L	Q	S
d	q	m	J	w	q	G	e		
X	i	K	s	l	C	Q	i		
j	g	n	Q	x	M	H	v		



I found \_\_\_\_\_ Q's

I found \_\_\_\_\_ q's






Name: \_\_\_\_\_

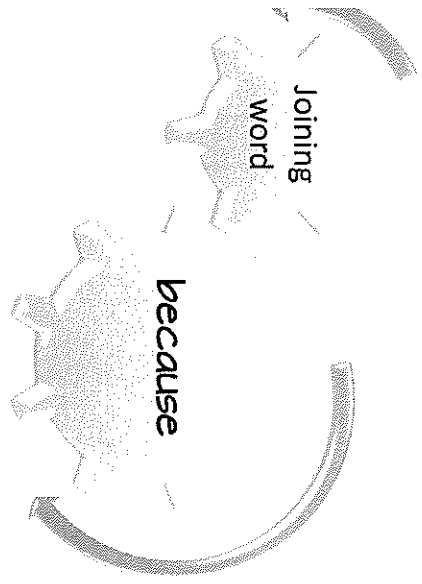
Date: \_\_\_\_\_

Join these 2 sentences with the joining word **because**.  
Then write one of your own.



A **complex sentence** always has a joining word such as **because, since, after, although, or when**.

The tree crashed down.



A strong wind was blowing.

Handwriting practice lines for writing the joined sentences and original ones.

**Self Assessment Emoji**

How I feel about my work

- Does your compound sentence have:
- capital letter
  - full stop
  - spaces
  - makes sense
  - conjunction - **but**

- Did you:
- use letter sounds to help you write words
  - hold your pencil the correct way
  - try your best

**Peer Assessment Emoji**

How my friend feels about my work

ng





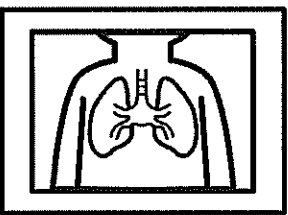



\_\_\_\_\_

I can write my name:



\_\_\_\_\_

ng	ai	ch
ck	ng	ay
ng	ng	ch

fishing	lung	ring	wing
king	fang	sing	running

Digraph Revision:  
Circle the digraph heard in these words.

ai ee ar ie

sh

I can write my name:

sh	oi	ch
sh	sh	oo
ie	sh	ch

wash

shoe

ship





shell

shark

bush

fish

brush




Digraph Revision:  
Circle the digraph heard in these words.

sh ee

ss th











# Kangaroos **Answers**

Kangaroos are mammals and marsupials that are found in **Australia** including **Tasmania**. There are about fifty **species** of kangaroos in **Australia** and they can be found in almost all types **of** habitats. They live high in the **mountains**, in deserts, in rainforests and on **the** coast. There is even a type of **kangaroo** with a long **tail** that lives **in** trees.

The kangaroo has large, powerful hind legs, large feet **and** a long muscly tail. The tail provides counter-balance when they **are** hopping. The **tail** is also used as a weight when the kangaroo **stands** upright.





# Facts about Kangaroos

Use the words in the boxes below to complete the sentences and learn amazing facts about kangaroos.


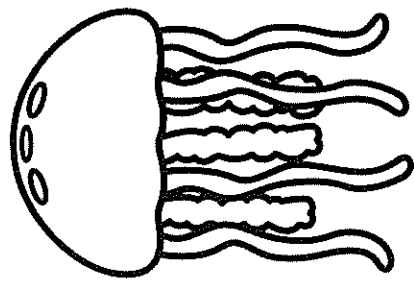
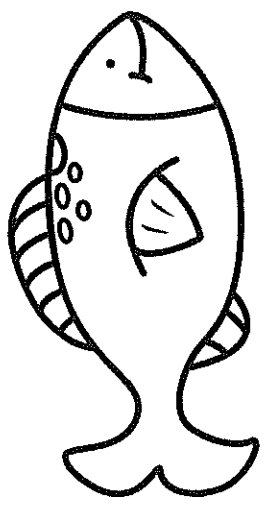
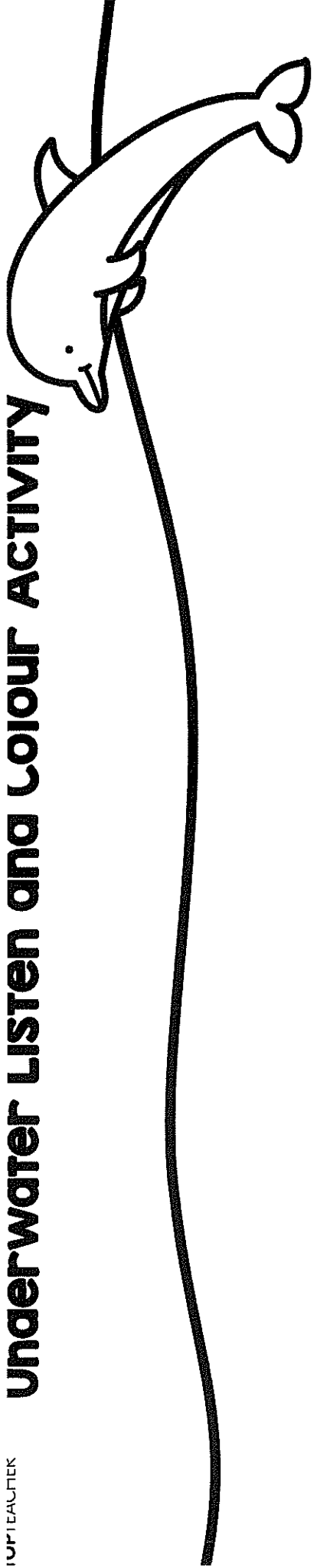
punch	height	mob	marsupial	baby
years	walk	Australia	swim	quickly

1. Kangaroos are animals found in \_\_\_\_\_ and New Guinea.
2. Kangaroos can hop \_\_\_\_\_ on two legs or walk slowly on all four.
3. Kangaroos can't \_\_\_\_\_ backwards.
4. Kangaroos can jump very high - up to three times their own \_\_\_\_\_.
5. Kangaroos can \_\_\_\_\_!
6. A \_\_\_\_\_ kangaroo is called a joey.
7. A group of kangaroos is called a \_\_\_\_\_.
8. The red kangaroo is the largest \_\_\_\_\_ on earth.
9. Kangaroos usually live up to six \_\_\_\_\_ old in the wild.
10. Kangaroos can \_\_\_\_\_ with their paws!

Using the information you have learned, draw a picture of a kangaroo



# Underwater Listen and Colour Activity



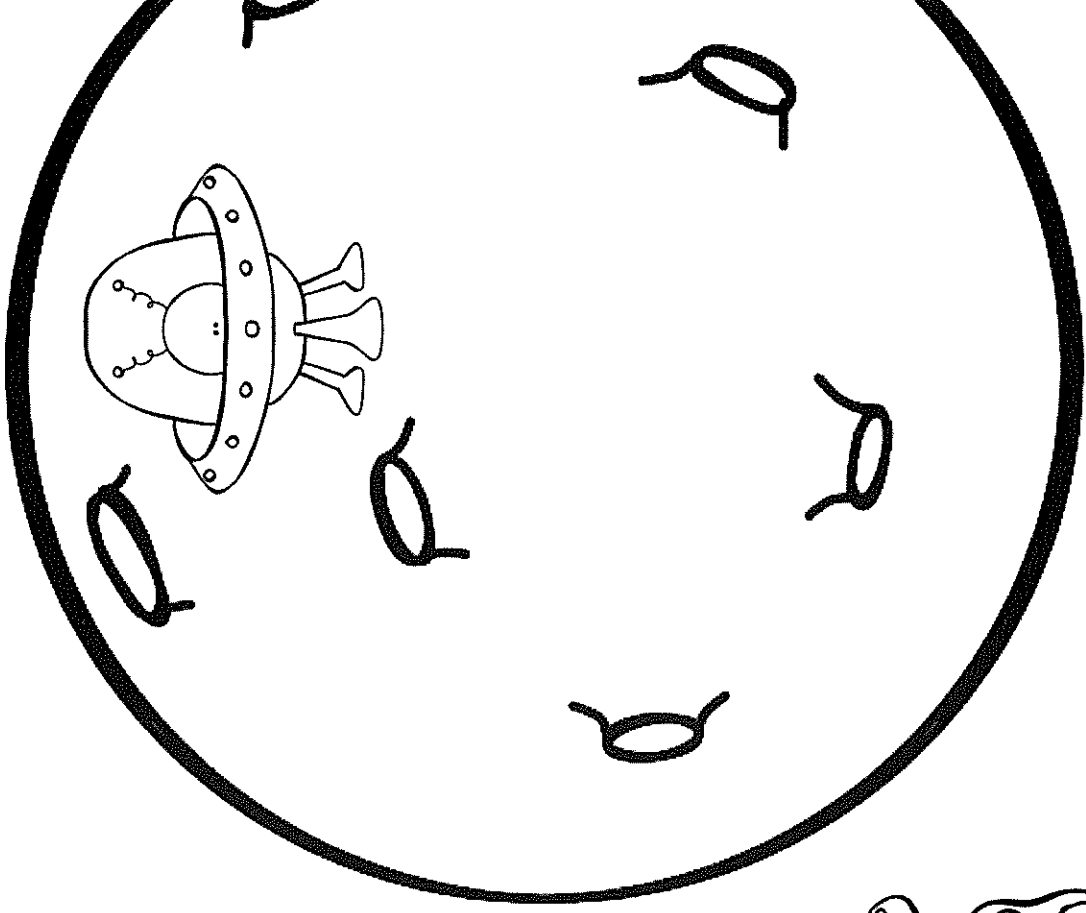




## Underwater Listen and Colour Activity

### Instructions:

1. Colour the small fish light blue.
2. Colour the large fish light green.
3. Colour the jellyfish pink.
4. Colour the crab red.
5. Colour the starfish orange.
6. Colour the shell yellow.
7. Colour the dolphin grey.
8. Colour the coral dark blue.
9. Colour the seaweed dark green.

# Space Listen and Colour Activity

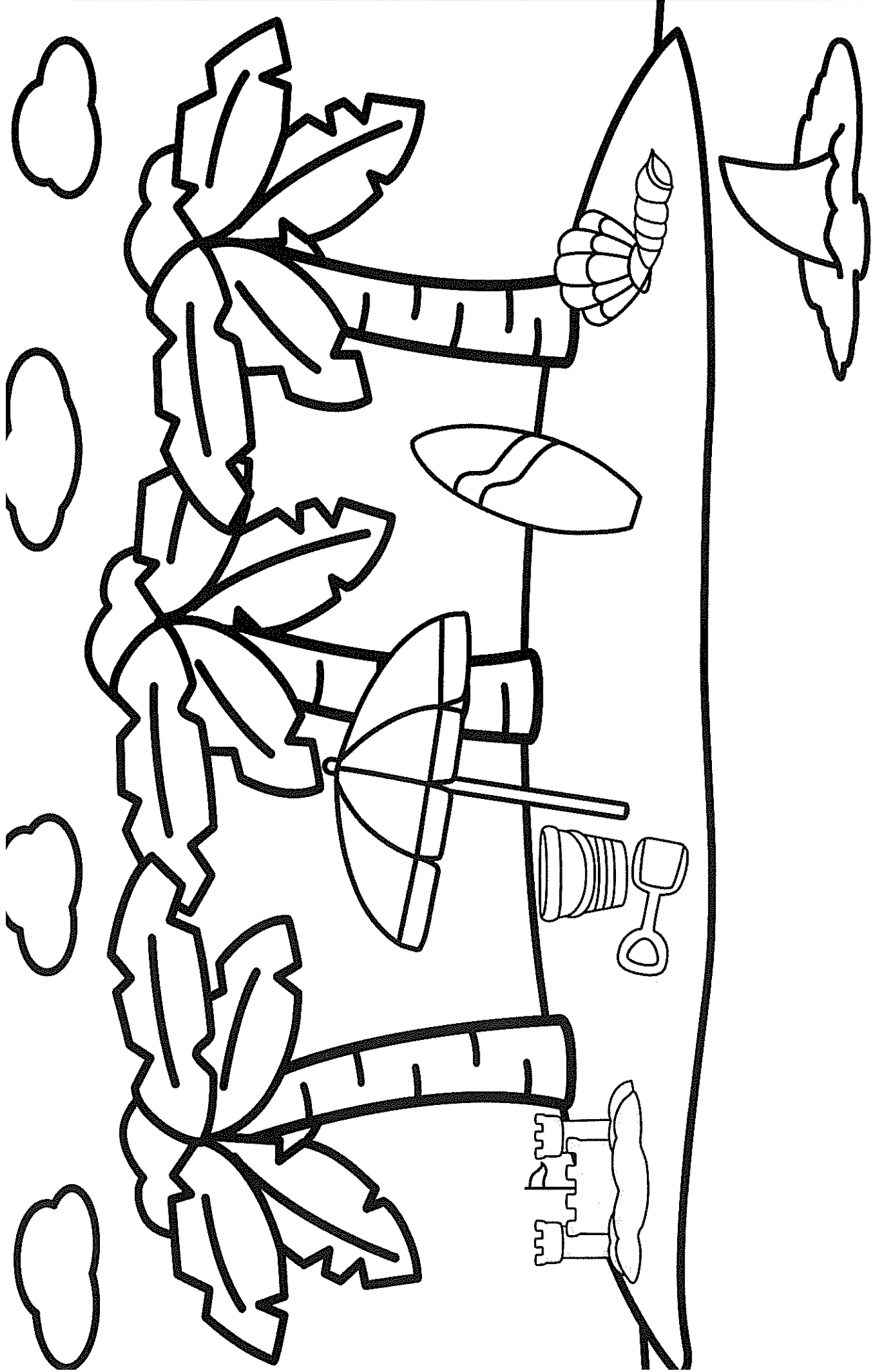




# Space Listen and Colour Activity

## Instructions:

1. Colour the alien's ship blue.
  2. Colour the alien green.
  3. Colour the asteroids brown.
  4. Colour the rocket red and orange.
  5. Colour the stars yellow.
  6. Colour the moon grey.
- 



# Beach Listen and Colour Activity




# Beach Listen and Colour Activity

## Instructions:

1. Colour the surfboard orange.
2. Colour the sandcastle yellow.
3. Colour the shark fin grey.
4. Colour the bucket blue.
5. Colour the spade green.
6. Colour the shells pink.
7. Colour the umbrella purple.



Thursday



Grapes

Gr

Grapes

★ Trace and copy the sentence

Grapes are green.

Hh for horse 🐎

H H

h h

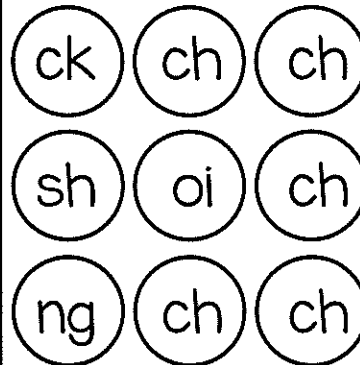
☆ Trace and copy the sentence

horse horse

Blank handwriting lines for copying the sentence.

ch

I can write my name:



chips

cheek

chew








chin

chair

chicken

chilli

chimney




Digraph Revision:  
Circle the digraph heard in these words.

ay

ee


oo

sh



wh

I can write my name:



whale

wheel

whisker








whip

wheat

whisk

whistle

whisper



Digraph Revision:

Circle the digraph heard in these words.




ss

oo

oo

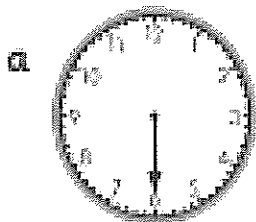
ai



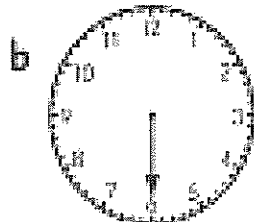
## Time – half past

When making half past times on clocks we need to make sure we draw the hour hand **halfway** between the hours, not **on** the hours. We also have to make sure the minute hand is **longer** than the hour hand, otherwise we can't tell the time properly.

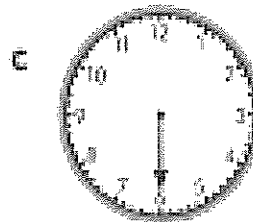
1 Draw in the missing hands to finish these half past times.



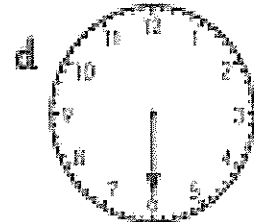
half past 4



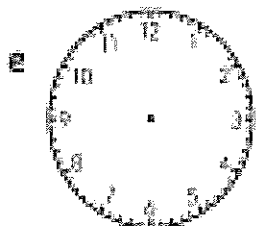
half past 7



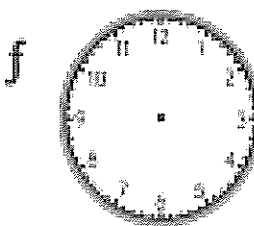
half past 9



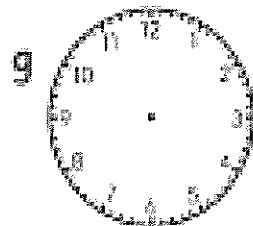
half past 11



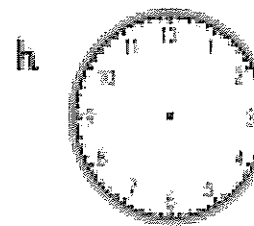
half past 2



half past 10



half past 6



half past 3

2 What are some things you do over the day at a half past time?

Name: \_\_\_\_\_

Read the story. Highlight the 'og' words. Illustrate the story in the box. Answer the questions.


Mog

Mog went for a jog in a fog.

She went with her dog.

She saw a frog on a log.

She fell in a bog.



What did Mog do?

\_\_\_\_\_

Who did she go with?

\_\_\_\_\_

What did Mog see?

\_\_\_\_\_

What did she fall into?

\_\_\_\_\_



Finish this sentence:




Name: \_\_\_\_\_

Date: \_\_\_\_\_

# The old lady.....



Week






Do your sentences have:

- Capital letters,
- full stops,
- spaces
- makes sense

Did you:

- use letter sounds to help you write words
- Hold your pencil the correct way

**Self Assessment Emoji**

*I feel about my work*

---



---




---



---



---







# I am a sentence builder!

I am learning to write a simple sentence.

Read my Sentence

I can count to 20.

Capital letter

Full stop

Build my Sentence

I can count to 20.

Capital letter

Full stop

Write my Sentence



Write the capital letter and paste it where it belongs.

I

I


count


20

to

can

.

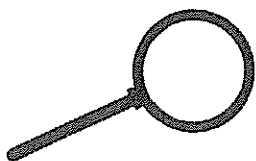





Name \_\_\_\_\_

# Letter Detectives

l	e	O	l	p	g	O	c	j	d
Q	o	k	g	m	O	i	V	N	W
O	X	f	Y	h	o	b	M	O	P
G	R	H	O	T	a	U	O	F	o
A	O	B	S	o	K	O	E	o	a
s	w	o	I	Z	D	L	i	r	O
O	t	x	C	J	O	z	o	j	k
b	m	O	u	y	o	q	G		
o	c	n	e	O	v	h	j		
K	O	d	o	f	p	o	a		



I found \_\_\_\_\_ O's


I found \_\_\_\_\_ o's



Name: \_\_\_\_\_

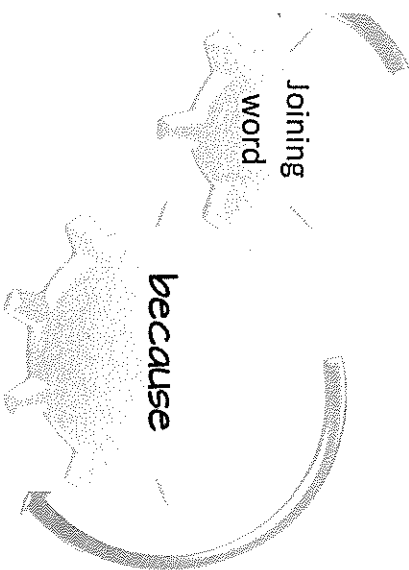
Date: \_\_\_\_\_

Join these 2 sentences with the joining word **because**.  
Then write one of your own.



A **complex sentence** always has a joining word such as **because, since, after, although, or when**.

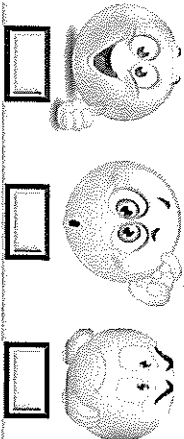
was excited.



was going to the zoo.

Handwriting practice area with ten horizontal lines for writing.

Self Assessment Emoji!




Does your compound sentence have:

- capital letter
- full stop
- spaces
- makes sense
- conjunction - **but**

Did you:

- use letter sounds to help you write words
- hold your pencil the correct way
- try your best

Peer Assessment Emoji!



How I feel about my work

How my friend feels about my work

Friday

igh









I can write my name:

\_\_\_\_\_







\_\_\_\_\_

igh	ai	ch
ck	igh	igh
igh	igh	ch

fright	height	night	sight
flight	light	right	tight

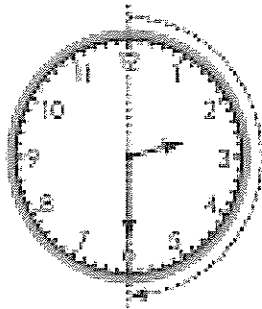
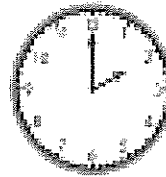
Digraph Revision:  
Circle the digraph heard in these words.

The time shown on this clock is 2 o'clock.

The minute (big) hand is on the 12.

The hour (little) hand is on the 2.

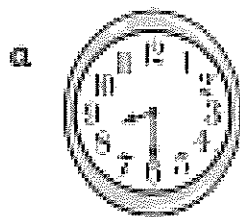


The time shown on this clock is half past 2.

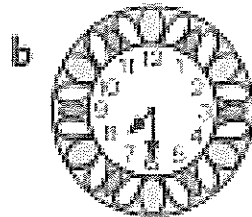
The minute hand has moved halfway to the next hour. It is pointing to the 6.

The hour hand has also moved halfway to the next hour. It is halfway between the 2 and the 3.

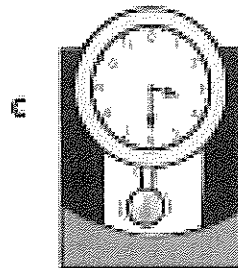
1 What is the time?



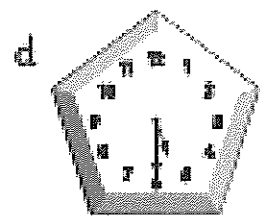
half past



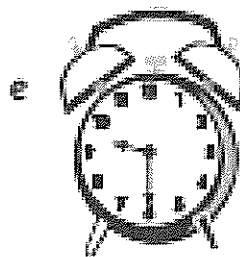
half past



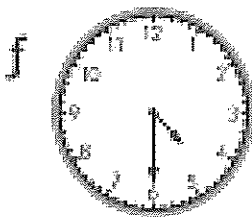
half past



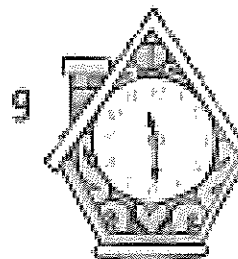
half past



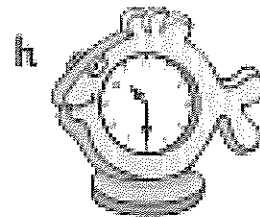
half past



half past



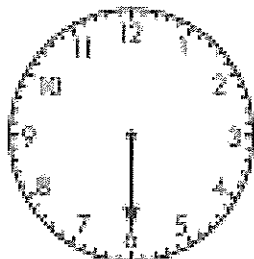
half past



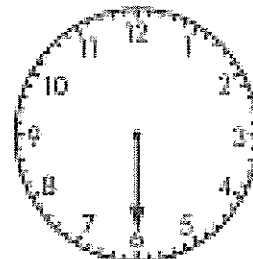
half past

2 Draw the hour hands on the clocks to finish the times.

a half past 7



b half past 10



# Subtraction – counting on and counting back

Counting back is a handy strategy to use when we only have to subtract a small number. Number lines can help us do this.

Look at  $23 - 4 = \boxed{?}$



We start at 23. We jump back 4 spaces to 19.

$$23 - 4 = 19$$

- 1 Use the number line above and count back to solve these subtraction problems.

a  $17 - 4 = \boxed{\phantom{00}}$

b  $18 - 2 = \boxed{\phantom{00}}$

c  $19 - 5 = \boxed{\phantom{00}}$


d  $25 - 2 = \boxed{\phantom{00}}$

e  $30 - 4 = \boxed{\phantom{00}}$


f  $21 - 2 = \boxed{\phantom{00}}$

- 2 Look at these number lines. What subtraction fact does each show?

a  $\boxed{\phantom{00}} - \boxed{\phantom{00}} = \boxed{\phantom{00}}$



b  $\boxed{\phantom{00}} - \boxed{\phantom{00}} = \boxed{\phantom{00}}$



- 3 Would you use the counting back strategy to solve this problem? Why or why not?

$25 - 22 = \boxed{\phantom{00}}$

# Subtraction – relating addition and subtraction

Because addition and subtraction are related, we can use our addition strategies to help us solve subtraction problems.

Look at  $16 - 8 = \square$  ?

We know the doubles fact  $8 + 8 = 16$ , so we can use it to quickly work out that  $16 - 8 = 8$

1 Use your doubles addition strategies to solve these subtraction problems.

a  $10 - 5 = \square$

b  $18 - 9 = \square$

c  $22 - 11 = \square$

$20 - 10 = \square$

$16 - 8 = \square$

$40 - 20 = \square$

$50 - 25 = \square$

$12 - 6 = \square$

$30 - 15 = \square$

$100 - 50 = \square$

$14 - 7 = \square$

$32 - 16 = \square$

2 Solve these.

a Lucy is 4 years older than Marcus. Marcus is 4. How old is Lucy?

b Mohammed ate 14 strawberries. Sara ate double that amount. How many more strawberries did Sara eat than Mohammed?

